



**SOUTH DAKOTA STATE
UNIVERSITY EXTENSION**



Family & Consumer Sciences Skill-A-Thon

Sewing & Clothing Photos & Labels

- Print this document two-sided so the label goes on the back of the photo. (Note that some photos should be displayed vertically.)
- Laminate or file in page protectors.
- Photos and labels are split up by categories based on the Family & Consumer Sciences answer sheet.
- Since the label is on the back, do not allow participants to pick up the photo.

This document is meant for your local/county use.

Contact:

Aubrey Anderson | SDSU Extension 4-H Educator - Minnehaha County
aubrey.anderson@sdstate.edu | (605) 367-5655

Wendy Sweeter | SDSU Extension 4-H Educator - Lincoln County
wsweeter@lincolncountysd.gov | (605) 764-2756

SDSU Extension is an equal opportunity provider and employer in accordance with the nondiscrimination policies of South Dakota State University, the South Dakota Board of Regents and the United States Department of Agriculture.

Learn more at extension.sdstate.edu

© 2026, South Dakota Board of Regents

MC-04078-02-02

Sewing & Clothing ID

Beginners: 1-10

Juniors: 1-15

Seniors: 1-25

Fabrics



Batik



Broadcloth



Chambray



Corduroy



Crepe



Eyelet Fabric



Flannel



Hemp




Iron On Interfacing



Jersey Knit




Knit Fabric



Knit Interfacing




Linen



Muslin, Unbleached



Organza



Polyester



Selvage



Spandex



Velvet



Wool




Woven Fabric




Woven Fusible Interfacing

Sewing Machine Parts




Balance/Hand Wheel



Bobbin



Bobbin Case




Bobbin Winder



Embroidery Hoop




Embroidery Machine




Feed Dogs



Foot Control



Presser Foot



Presser Foot Lifter



elna
Lock

BROTHER
elna Lock PRO5
Sewing Machine
100% METAL CONSTRUCTION
100% STITCHES PER MINUTE

PRO5

OPEN

Serger/Overlock Machine



Sewing Machine Needle



Spool Pin


3 4



Stitch Length Regulator



Stitch Width Regulator



Thread Guide



Thread Take Up



Throat Plate



Upper Tension Regulator



Walking Foot

Techniques



Basting Stitch



Blind Hem



Bound Buttonhole



Buttonhole



Center Zipper Application



Dart



Flat Felled Seam



French Seam



Gather



Hem



Hidden Zipper



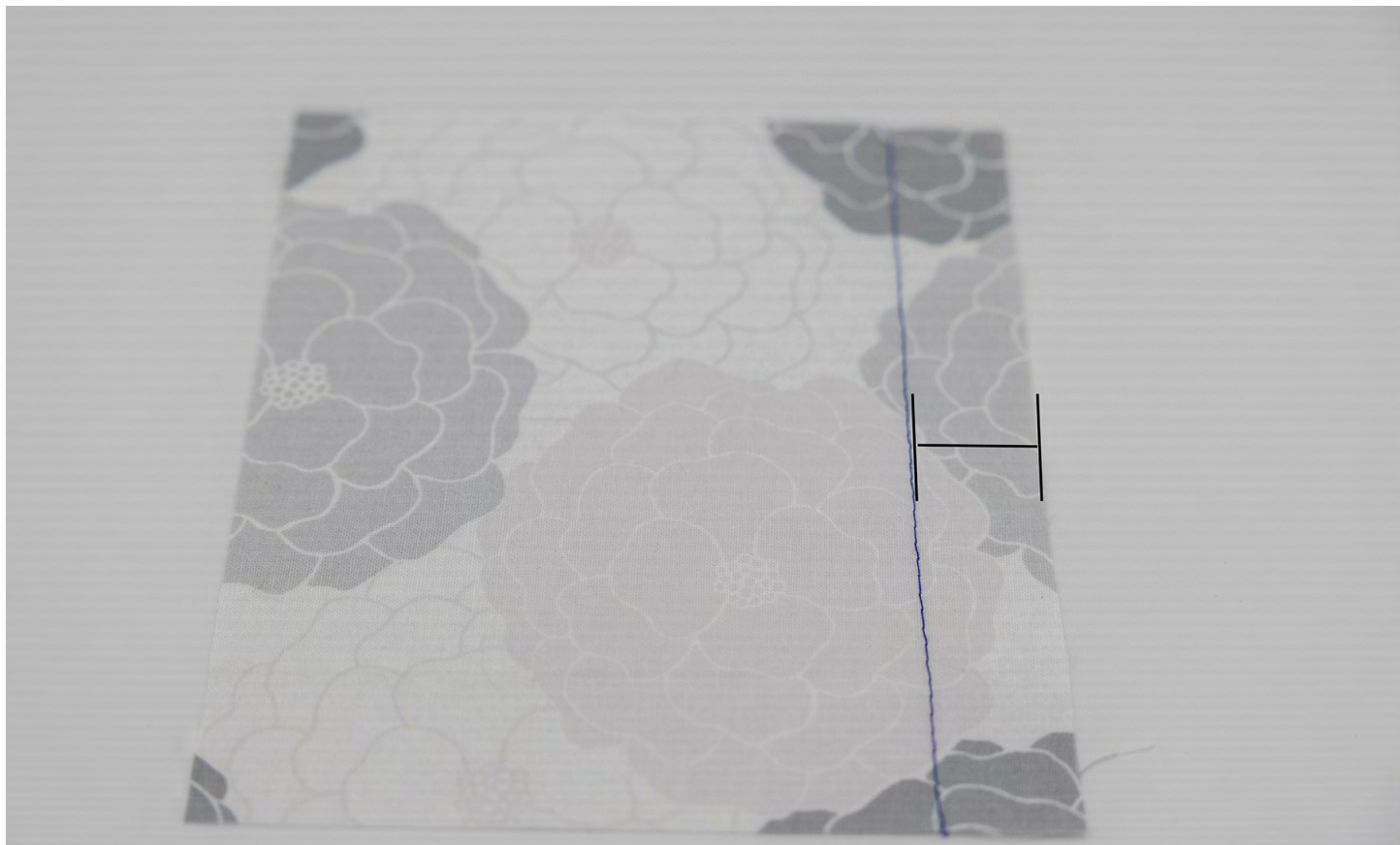
Lapped Zipper Application



Overlock Stitch



Pleat



Seam Allowance



Top Stitching



Under-Stitching



Zigzag Stitch

Trims & Fasteners



Bias Tape



Buckle



Button



Elastic



Fold Over Elastic



Frog Closure



Grommets



Hook & Eyes



Hook & Latch Tape



Ribbed Elastic



Sew On Snaps




Toggle



Zipper

Tools




Acrylic Ruler



Applique Scissors



Ball Point Bodkin



Ball Point Pins



Bias Tape Maker



Crewels


FISKARS

A CAUTION! Avoid cutting materials in the same order as the numbers presented to avoid cut through. Avoid extreme cold. Use the correct technique.

MISE EN GARDE Évitez de couper à plusieurs reprises les mêmes matériaux dans le même ordre. Évitez les températures extrêmes. Utilisez la technique appropriée.

PRECAUCIÓN Evite cortar materiales repetidas veces en el mismo orden o repetir demasiadas veces para evitar atravesarlos. Evite el frío o el calor extremos y la técnica correcta.

Cutting Mat




Drawstring Threader



Dressmaker's Ham




Embroidery Scissors



Hem Guide




Leather Needles



Lint Roller



Loop Turner



Magnetic Pin Holder



Measuring Tape



Needle Threader



Pattern Weights



Pin Cushion



Pins



Point Turner



Press Cloth



FISKARS

Rotary Cutter




Scissors




Seam Ripper



Seam Roll



Sewing Clips



Sharps



Shears



Spring Action Shears



Thimble