












Slide	Notes
<div data-bbox="126 247 324 289">  SOUTH DAKOTA STATE UNIVERSITY EXTENSION  </div> <h2 data-bbox="133 317 443 411">Adopt-A-Cow: Beef</h2> <div data-bbox="133 464 365 512"> Lesson 1 <i>Beef's Impact on South Dakota</i> </div> <div data-bbox="126 569 496 594" style="font-size: small;"> SDSU Extension is an equal opportunity provider and employer in accordance with the nondiscrimination policies of South Dakota State University, the South Dakota Board of Regents and the United States Department of Agriculture. Learn more at sdstate.edu/eo © 2020, South Dakota Board of Regents </div> 	
<h3 data-bbox="154 659 397 690">Notice & Wonder</h3> <div data-bbox="227 722 620 926">    </div> <div data-bbox="118 961 329 993" style="font-size: small;">  SOUTH DAKOTA STATE UNIVERSITY EXTENSION </div> <div data-bbox="737 974 743 982" style="font-size: x-small; text-align: right;">2</div>	<p data-bbox="784 623 1487 682"><i>Allow students a few minutes to look at the picture and silently record what they notice and wonder about it.</i></p> <p data-bbox="784 711 1511 739"><i>As a group make a list with student ideas about notices/wonders</i></p> <p data-bbox="784 768 1430 827"><i>Some things may include cattle on grass, fencing, lack of fencing, type of fencing, different colors of cattle</i></p>
	<p data-bbox="784 1018 1511 1108">Beef cattle have been a part of SD's landscape since the 1870's. Let's watch this video to hear a bit about what this history looks like.</p> <p data-bbox="784 1138 1243 1165">Video: youtube.com/watch?v=uFBidIH-IMl</p>

Slide	Notes
<p>South Dakota Habitat</p>  	<p><i>*This slide contains animations during slide show mode. These animations are noted by a number in italicized parenthesis.</i></p> <p>Why was South Dakota a good place to raise cattle?</p> <p>(1) Because it had plentiful grasslands. The grasses were drought tolerant, and they continued to provide nourishment to cattle over the winter.</p> <p>(2) Because it had rivers providing an abundance of water for livestock.</p> <p>Why did so many rancher lose cattle in the Dakotas compared to where they were living previously?</p> <p>(3) Many cattle were lost due to harsh winters of 1886, 1887, 1888.</p> <p>What animals are native to South Dakota? What do they have that helps them survive winter?</p> <p>(4) Bison have thick, woolly coats that help protect them from freezing temperatures and harsh winds.</p> <p>(5) Deer, coyotes, and other native mammals also grow heavy coats for winer protection.</p> <p>For cattlemen that stayed in Dakota Territory, they needed to create solutions to adapt to the environmental changes to keep their herds alive.</p> <p>What solutions did they develop? Cutting and storing hay for winter, smaller herds, end of the open range</p>
	<p>One of the things noted in the video we just watched was the usage a hot iron to mark cattle. These marks are called brands. Brands can also be applied with an extremely cold iron – this is called freeze branding.</p> <p>Each ranch had their own brand that allowed them to identify who the cattle belonged to when they rounded them up from the open range. Let's watch this video to learn more about branding.</p> <p>Video: youtu.be/Jth6QrdagNE</p>

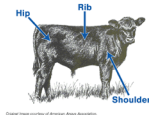
Slide

Create Your Own Brand

Registered livestock brands in South Dakota must consist of 2-3 letters, numbers or symbols.

Numbers two (2) through nine (9)
2 3 4 5 6 7 8 9

Capital block letters of the alphabet (excluding Q) can be used:
A B C D E F G H I J K L M N O P R S T U V W X Y Z



Symbols:

+	^	◇
Cross	Rafter (Open A)	Diamond
⌒	—	/
Quarter Circle	Bar	Slash
♥	□	Half Box
△	↑	Mill Iron
Triangle	Arrow	

Notes

**This slide contains animations during slide show mode. These animations are noted by a number in italicized parenthesis.*

Brands are still utilized today in Western South Dakota. Each rancher has their own specific brand; which are licensed though the South Dakota brand board.

Here are some requirements for South Dakota brands:

- (1) 2-3 letters, numbers or symbols
- (2) All letters except Q can be used
- (3) Numbers 2 through 9 can be used
- (4) Various Symbols can be utilized


The letters numbers and symbols can be orientated in a variety of ways. (share handout about brands)

- (5) Brands can be registered to be placed specifically on the hip, rib, or shoulder.

Brands are read left to right, top to bottom, and outside to inside.

**Have youth get in their groups/teams and begin thinking about what their brand might look like. Have them draw it on paper and then provide them with pipe cleaners to create the brand.*

Cattle Roundup!



Now we are going to put our brands to use to help us round up our cattle.

Have youth blow up and brand their balloons with a marker. Have them throw the balloons around the room mixing them all together. Then have them utilize the brands to 'round up' their herd.