



# 2024 Weed Control: Noxious Weeds

**Eric Jones**, Assistant Professor and SDSU Extension Weed Management Specialist  
**David Vos**, SDSU Ag Research Manager  
**Jill Alms**, SDSU Ag Research Manager  
**Leon Wrage**, SDSU Distinguished Professor Emeritus  
**Paul O. Johnson**, former SDSU Extension Weed Science Coordinator

**February 2024**

## ABBREVIATIONS.

*Several abbreviations are used in this publication*

ae = acid equivalent

ai = active ingredient

DF = dry flowable

DG = dispersible granule

DS = dry soluble

gal = gallon

gpa = gallons per acre

L = liquid

lb = pound

NIS = non-ionic surfactant

oz = ounce

psi = lb per square inch

pt = pint

qt = quart

T = Tablespoon

t = teaspoon

WDG = water soluble powder

## WATCH for NOXIOUS WEED INVADERS

Noxious weeds are non-native plant species that are a concern to South Dakota landowners and managers. Noxious weeds can displace native plant species, and impede agriculture, recreation, and wildlife.

### 2022 Noxious Weed Infestations<sup>1</sup>

State noxious	Acres
Absinth wormwood	243,947
Canada thistle	1,191,587
Leafy spurge	322,123
Perennial sowthistle	118,255
Hoary cress	14,866
Purple loosestrife	7,443
Saltcedar	1,439
Local noxious	Acres
Biennial thistle (bull, musk and plumeless)	212,493

<sup>1</sup>Estimates from 2022 State Noxious Weed Annual Report, SD Dept. of Agriculture

## LOCAL NOXIOUS WEEDS

Some of the weeds listed below may be designated as locally noxious in your county. Requirements for controlling local noxious weeds are similar for controlling state noxious weeds.

- Black henbane
- Bull thistle
- Chicory
- Common burdock
- Common mullein
- Common tansy
- Dalmatian toadflax
- Diffuse knapweed
- Eurasian common reed (Phragmites)
- Field bindweed
- Flowering rush
- Giant knotweed
- Houndstongue
- Musk thistle
- Oxeye daisy
- Palmer amaranth
- Plumeless thistle
- Poison hemlock
- Puncturevine
- Scotch thistle
- Spotted knapweed
- St. Johnswort
- Sulfur cinquefoil
- White horehound
- Wild parsnip
- Yellow toadflax

## HERBICIDES for NOXIOUS WEEDS

**Noxious Weed Recommendations:** Herbicides for pasture, range, and non-crop areas, including roadside and other right-of-way that may be harvested for hay or grazed, are given a priority.

**Non-Crop Areas:** Non-cropland is defined for herbicide purposes as areas not used to produce food or feed crops during the time herbicide residue remains in the soil. Non-crop areas include parking lots, utility storage areas and some rights-of-way. Pasture, range and hay land are cropland.

**Herbicides:** Herbicides are listed by trade name except where the active ingredient is available in several products. The common name (in parentheses) follows the first listing of the trade name. Product labels for the same active ingredient vary. Herbicides included are those considered for most situations and those generally available. The order in which herbicides are listed does not reflect control results. Right-of-ways are frequently grazed or used for hay, therefore grazing and haying restrictions should be considered when selecting herbicides.

## CONTENTS

**Absinth Wormwood (Wormwood sage) Management:** Absinth wormwood is a perennial species that also is a prolific seed producer, so plants may re-establish a few years after control. Just 2,4-D can be effective, but two applications (spring and fall) may be required for control. Herbicides such as Milestone, ForeFront, or Tordon may be effective with one application. Herbicides may be effective in the spring up to the end of June, but may be ineffective after early June during abnormally dry springs. In trees, apply 2,4-D after tree leaves turn color and Absinth wormwood is still green.

Capstone. . . . .	17
Chaparral/Opensight. . . . .	16
Duracor/HighNoon . . . . .	14
GrazonNext HL/Forefront HL . . . . .	15
Milestone. . . . .	13
Tordon . . . . .	10
Tordon + 2,4-D ester/Gunslinger P+D/Picloram+D/Grazon PD3 . . . . .	11
2,4-D/Freelexx. . . . .	12, 26, 28

**Biennial Thistles (Musk, Plumeless, Bull and Scotch) Management:** These species generally emerge as rosettes in the fall and early spring and bolt during the second year of growth. Control is most consistent when herbicides are applied at the rosette stage. Tordon or Milestone may provide some short-term residual control for plants that germinate after the herbicide application. At the rosette stage, 2,4-D may be effective. After bolting occurs, consider using aminopyralid (Milestone or GrazonNext HL) or metsulfuron (Escort or Cimarron). The musk thistle seed weevil (*Rhinocyllus conicus*) and the rosette weevil (*Trichosirocalus horridus*) have been released for biocontrol in many areas of South Dakota and can be found in most musk thistle infestations.

Capstone (Bull, Musk, Plumeless, Scotch) . . . . .	17
Chaparral/Opensight (Bull, Musk, Plumeless, Scotch) . . . . .	16
Cimarron Max (Bull, Musk, Plumeless, Scotch) . . . . .	22
Cimarron Plus (Bull, Musk, Plumeless, Scotch) . . . . .	22
Curtail (Bull, Musk) . . . . .	18
Dicamba + 2,4-D/Dicamba+2,4-D products (Bull, Musk, Plumeless) . . . . .	19
Duracor/HighNoon (Bull, Musk, Plumeless, Scotch) . . . . .	14
Escort (Bull, Musk, Plumeless, Scotch) . . . . .	21
GrazonNext HL/Forefront HL (Bull, Musk, Plumeless, Scotch) . . . . .	15
Method (Musk) . . . . .	23
Milestone (Bull, Musk, Plumeless, Scotch) . . . . .	13
Overdrive (Bull, Musk, Plumeless) . . . . .	20
Stinger/Transline (Bull, Musk) . . . . .	18, 26
Telar (Bull, Musk, Scotch) . . . . .	20
Tordon (Bull, Musk, Plumeless, Scotch) . . . . .	10
Tordon + 2,4-D/Gunslinger P+D/Picloram+D /Grazon PD3 (Bull, Musk, Plumeless, Scotch) . . . . .	11
2,4-D/Freelexx (Bull, Musk) . . . . .	12, 26, 28

**Black Henbane Management:** Black henbane is an annual or biennial weed that can invade disturbed areas in pastures, roadsides, or forested areas. Henbane can be toxic to humans and livestock but livestock will generally avoid eating it if other forage is available. Most common in the Black Hills area, but can also be found in central South Dakota.

Chaparral/Opensight. . . . .	16
Cimarron Max . . . . .	22
Cimarron Plus . . . . .	22
Dicamba . . . . .	19
Duracor/HighNoon . . . . .	14
Escort . . . . .	21
Milestone. . . . .	13
Tordon. . . . .	10

**Burdock Management:** Common burdock is a biennial weed that is most often a problem in shelterbelts. Consequently, it can be challenging to use herbicides to control burdock without injuring the trees. Furthermore, burdock often develops a persistent seed bank so plants may appear again within a couple years after control. 2,4-D is commonly used for burdock control, but care must be taken to avoid injury to trees, nearby gardens or crops.

Chaparral/Opensight. . . . .	16
Curtail . . . . .	18
Duracor/HighNoon . . . . .	14
Glyphosate . . . . .	25, 26
GrazonNext HL/ForeFront HL . . . . .	15
Milestone. . . . .	13
Stinger/Transline . . . . .	18, 26
2,4-D amine/Freelexx . . . . .	12, 26, 28

**Canada Thistle Management:** Canada thistle and perennial sowthistle develop extensive root systems which can make them difficult to control. Seeds can spread by wind, making it important to control the plants prior to seed production. Canada thistle seeds may become viable within 10 days after flowering. Standard programs include Tordon + 2,4-D, 2,4-D (for maintenance programs), Milestone, or ForeFront. Stinger or Transline may be used for Canada thistle around some tree species but follow label precautions. These herbicides may be applied from mid-June (pre-bud stage) to Sept. or early Oct. (fall regrowth while the leaves are mostly green). It is preferred to control Canada thistle before seed production in early July. Dense grass may reduce control from fall applications, so consider setting-up the site with mowing or grazing in the summer prior to fall applications. Biocontrol insects can be fairly effective on Canada thistle in some infestations, but overall success rates are low. Stem mining weevils may be most effective.

Capstone. . . . .	17
Chaparral/Opensight. . . . .	16
Curtail . . . . .	18
Dicamba . . . . .	19
Dicamba + 2,4-D/Dicamba+2,4-D products . . . . .	19
Duracor/HighNoon . . . . .	14
GrazonNext HL/Forefront HL . . . . .	15
Method . . . . .	23
Milestone. . . . .	13
Overdrive. . . . .	20
Stinger/Transline . . . . .	18, 26
Telar. . . . .	20
Tordon . . . . .	10
Tordon + 2,4-D ester/Gunslinger P+D/Picloram+D/Grazon PD3 . . . . .	11
2,4-D/Freelexx. . . . .	12, 26, 28

**Chicory Management:** Chicory is a perennial species that may be invasive in pastures and along roadsides in any area throughout South Dakota.

Capstone. . . . .	17
Chaparral/Opensight. . . . .	16
Cimarron Max . . . . .	22
Cimarron Plus . . . . .	22
Dicamba . . . . .	19
Dicamba + 2,4-D/Dicamba+2,4-D products . . . . .	19
Duracor/HighNoon . . . . .	14
Escort . . . . .	21
Garlon 4/Ultra . . . . .	24
GrazonNext HL/Forefront HL . . . . .	15
Milestone. . . . .	13
Remedy Ultra . . . . .	25
Tordon + 2,4-D/Gunslinger P+D/Picloram+D/Grazon PD3 . . . . .	11
2,4-D/Freelexx. . . . .	12, 26, 28

**Common Mullein Management:** Common mullein is a biennial species that grows in rosettes the first year and bolt during the second year of growth. Apply herbicides at the rosette stage during periods of active growth. For common mullein, use a recommended surfactant to help the herbicide penetrate the extremely hairy leaf surface.

Capstone. . . . .	17
Chaparral/Opensight. . . . .	16
Cimarron Max . . . . .	22
Cimarron Plus . . . . .	22
Duracor/HighNoon . . . . .	14
Escort . . . . .	21
GrazonNext HL/Forefront HL . . . . .	15
Milestone. . . . .	13
Plateau . . . . .	24, 26
Telar. . . . .	20
Tordon . . . . .	10
Tordon + 2,4-D ester/Gunslinger P+D/Picloram+D/Grazon PD3 . . . . .	11

**Common Tansy Management:** Common tansy is a perennial species that seems to be particularly invasive in or near wooded areas, such as the Black Hills. Common tansy may often be found in low areas or near waterways. It mainly spreads by seeds, but will also spread by creeping roots. Metsulfuron products (e.g. Escort) are commonly used for control.

Chaparral/Opensight. ....	16
Cimarron Max. ....	22
Cimarron Plus. ....	22
Escort. ....	21
Telar. ....	20
Tordon. ....	10

**Eurasian Common Reed (Phragmites) Management:** European common reed (*Phragmites australis* subsp. *Australis*) is a perennial grass species that looks similar to the native common reed (*Phragmites australis* subsp. *Americanus*), which is not a local noxious weed species. The fluffy plume on European common reed may be denser than the native common reed. European common reed stems may be rigid, rough, dull, and slightly ribbed whereas native common reed stems are smooth and shiny. Both reed species may be found in sunny wetland habitats including marshes, streams or lake shores, ponds, wet meadows, and road ditches or in areas where cattails may be found. Aquatic glyphosate has been very effective in some locations.

Aquatic glyphosate. ....	28
Habitat/Polaris. ....	28
Vastlan. ....	29

**Field Bindweed Management:** Field bindweed is a perennial species that develops an extensive root system making it difficult to control. Management programs may require several years. Apply herbicides at the beginning of flowering or to regrowth in the fall.

Dicamba. ....	19
Dicamba+2,4-D products. ....	19
Facet/QuinStar. ....	25
Method. ....	23
Overdrive. ....	20
Plateau. ....	24, 26
Tordon. ....	10
Tordon + 2,4-D ester/Gunslinger P+D/Picloram+D/Grazon PD3. ....	11
2,4-D ester/Freelexx. ....	12, 26, 28

**Flowering Rush Management:** Flowering rush can spread aggressively in shallow-water areas, inhibiting access, crowding out native vegetation, and changing aquatic habitat for fish and other organisms. Vehicles or wildlife can spread seed and root fragments.

Habitat/Polaris. ....	28
-----------------------	----

**Giant Knotweed Management:** As the name suggests, giant knotweed is a large plant that can get 6 to 16 ft tall with heart-shaped leaves 6-16 inches long. It has a unique bamboo-like hollow stem. It often grows near streams, so herbicide options may be limited. Aquatic glyphosate is the only herbicide registered for knotweed control. Studies in other states have indicated that foliar applications of imazapyr (e.g. Habitat) or triclopyr (e.g. Vastlan) may also be effective, Giant knotweed is generally very difficult to control with herbicides.

Aquatic glyphosate. ....	28
Milestone. ....	13

**Hoary Cress Management:** Hoary cress is a perennial species that can develop an extensive root system. Hoary cress may be challenging to control because it flowers in early spring (late April-early May), which is the best time for herbicide applications. SDSU trials indicate metsulfuron products (e.g. Escort) are the most effective. Growth regulator herbicides such as Tordon or 2,4-D are ineffective. Hoary cress may be found in low areas, such as gullies, ditches, dry lakebeds, or near lakes or streams.

Chaparral/Opensight. ....	16
Cimarron Max. ....	22
Cimarron Plus. ....	22
Escort. ....	21
Plateau. ....	24, 26
Telar. ....	20

**Houndstongue Management:** Houndstongue is a biennial species that grows rosettes the first year and bolt during the second year of growth. Apply herbicides at the rosette stage during periods of active growth.

Chaparral/Opensight. ....	16
Cimarron Max. ....	22
Cimarron Plus. ....	22
Escort. ....	21
Plateau. ....	24, 26
Telar. ....	20
Tordon + 2,4-D ester/Gunslinger P+D/Picloram+D/Grazon PD3. ....	11

**Knapweed Species (Spotted and Diffuse) Management:** Spotted and diffuse knapweed are biennial or short-lived perennial species and are generally easier to control. Apply herbicides to spotted or diffuse knapweed in the spring or fall while they are in the rosette to early-bolting growth stage. Several biocontrol agents have been released for the knapweed species. The knapweed flower or seed weevil (*Larinus minutus*) has been successful, especially on spotted knapweed.

Capstone (Diffuse, Spotted) . . . . .	17
Chaparral/Opensight (Diffuse, Spotted) . . . . .	16
Curtail (Diffuse, Spotted) . . . . .	18
Dicamba+2,4-D products (Spotted) . . . . .	19
Duracor/HighNoon (Diffuse, Spotted) . . . . .	14
GrazonNext HL/Forefront HL (Diffuse, Spotted) . . . . .	15
Method (Diffuse, Spotted) . . . . .	23
Milestone (Diffuse, Spotted) . . . . .	13
Overdrive (Diffuse, Spotted) . . . . .	20
Stinger/Transline (Diffuse, Spotted) . . . . .	18, 26
Tordon (Diffuse, Spotted) . . . . .	10
2,4-D ester . . . . .	12, 26, 28

**Leafy Spurge Management:** Leafy spurge is a perennial species that develops extensive root systems making it very difficult to control. Management programs typically require several years and can be very costly. Therefore, it is strongly recommended to watch for new patches and control infestations while they are small. Standard herbicide programs include Tordon, Tordon + 2,4-D, or Plateau. Apply herbicides in the spring (early June) at flowering or to regrowth in the fall (September-October or while the white sap is still flowing). Plateau may be used around trees but follow label precautions. For large infestations, consider introducing biocontrol agents such as leafy spurge flea beetles (*Aphthona lacertosa* or *Aphthona nigricutis*). Contact your local county weed and pest board or the South Dakota Department of Agriculture for more information on flea beetle collection dates and procedures.

Method . . . . .	23
Plateau . . . . .	24, 26
Tordon . . . . .	10
Tordon + 2,4-D ester/Grazon PD3 . . . . .	11
2,4-D ester . . . . .	12, 26, 28

**Oxeye Daisy Management:** Oxeye daisy may be found throughout South Dakota, but it is mostly a problem in the Black Hills area. It mostly infests open meadows and other grassy areas. Grazing can increase oxeye daisy densities, but intensive grazing can result in some control due to trampling plants and some feeding. Thick grass can greatly suppress oxeye daisy.

Capstone. . . . .	17
Chaparral/Opensight. . . . .	16
Cimarron Max . . . . .	22
Duracor/HighNoon . . . . .	14
Escort . . . . .	21
GrazonNext HL/Forefront HL . . . . .	15
Milestone. . . . .	13
Overdrive. . . . .	20
Stinger/Transline . . . . .	18, 26
Tordon . . . . .	10
Tordon + 2,4-D/Gunslinger P+D/Picloram+D/Grazon PD3 . . . . .	11

**Palmer amaranth Management:** Palmer amaranth is an annual species that can produce thousands of seeds if not controlled. Many infestations occur in row crop fields, but the species has been identified in other grassland areas. Palmer amaranth should be treated with herbicides at approximately 4" in height. The species can grow an inch per day under ideal conditions, therefore scouting for a timely application is important. Herbicides such as Escort, Plateau, and Telar are ineffective as many populations of Palmer amaranth are resistant to these herbicides. Herbicides such as 2,4-D, dicamba, Duracor/Highnoon, and overdrive are likely the most effective on Palmer amaranth. Some Palmer amaranth populations are resistant to these herbicides.

Dicamba . . . . .	19
Dicamba + 2,4-D/Dicamba+2,4-D products . . . . .	19
Duracor/HighNoon . . . . .	14
Overdrive. . . . .	20
2,4-D/Freelexx. . . . .	12, 26, 28

**Perennial sowthistle Management:** (see Canada thistle)

Capstone. . . . .	17
Chaparral/Opensight. . . . .	16
Curtail . . . . .	18
Dicamba . . . . .	19
Dicamba + 2,4-D/Dicamba+2,4-D products . . . . .	19
Duracor/HighNoon . . . . .	14
GrazonNext HL/Forefront HL . . . . .	15
Milestone. . . . .	13
Overdrive. . . . .	20
Stinger/Transline . . . . .	18, 26
Tordon . . . . .	10
2,4-D/Freelexx. . . . .	12, 26, 28

**Poison Hemlock Management:** Poison hemlock is a biennial species that grows only foliage the first year and bolts and flowers the second year. Poison hemlock may be confused with wild carrot, but poison hemlock often grows taller, has purple blotches on its stems, and will have no hairs whereas wild carrot may be slightly hairy. Poison hemlock is toxic to livestock and humans. It may be found along roadsides, stream banks, waste areas, pasture edges, and occasionally in no-till fields. Control may require a multiple year effort. Escort may be the most effective herbicide option.

Cimarron Max .....	22
Cimarron Plus .....	22
Dicamba + 2,4-D .....	19
Duracor/HighNoon .....	14
Escort .....	21
Grazon PD3/Gunslinger P+D/Picloram+D .....	11
Habitat/Polaris .....	28
Method .....	23
Plateau .....	24, 26
Telar .....	20

**Puncturevine Management:** Puncturevine is an annual weed species but is problematic because it produces large spiny burs that can puncture vehicle tires. It may be found on roadsides or field roads where the soil is dry and compacted. It is very susceptible to 2,4-D, but new seedlings may emerge after application which can make this weed difficult to control.

Dicamba .....	19
Plateau .....	24, 26
Telar .....	20

**Purple Loosestrife Management:** Purple loosestrife is often found growing on the edge of lakes or streams, so be sure to use herbicide products that are registered for use on or near water. The best time to apply herbicides is at the beginning of flowering (late June to early July). Alternative control options may include repeated tillage, burning, or biocontrol insects. The Galerucella leaf feeding beetles have been effective biocontrol insects for purple loosestrife. Beetles reared in South Dakota are available through the South Dakota Department of Agriculture.

Aquatic glyphosate .....	28
Habitat/Polaris .....	28
Vastlan .....	29

**Saltcedar (*Tamarix* species) Management:** Saltcedar is a very persistent tree species as it can reproduce by seed, roots, or stem fragments. It is a prolific seed producer and can spread rapidly. It produces pink, red, or purple flowers in mid-summer and the cedar-like leaves will turn yellow in the fall and fall off in the winter. It can be found along the water line on the edges of streams, lakes, ponds, or dugouts. Habitat may be applied to the foliage whereas triclopyr products, such as Vastlan, may be applied to the trunk or stems in winter.

Habitat/Polaris .....	28
Vastlan .....	29

**St. Johnswort Management:** St. Johnswort spreads by seed and creeping roots. Repeated tillage may suppress populations and repeated mowing may help reduce seed spread. Biocontrol insects have been effective for large infestations in western states.

Chaparral/Opensight .....	16
Cimarron Max .....	22
Cimarron Plus .....	22
Duracor/HighNoon .....	14
Escort .....	21
GrazonNext HL/Forefront HL .....	15
Milestone .....	13
Tordon .....	10
Tordon + 2,4-D .....	11

**Sulfur Cinquefoil Management:** Sulfur cinquefoil is a perennial weed that can become invasive in grasslands, particularly in western South Dakota. For cinquefoil, follow-up applications may be needed 2-3 years after initial applications.

Capstone .....	17
Chaparral/Opensight .....	16
Cimarron Max .....	22
Cimarron Plus .....	22
Duracor/HighNoon .....	14
Escort .....	21
Garlon 4/Ultra .....	24
GrazonNext HL/Forefront HL .....	15
Method .....	23
Milestone .....	13
Remedy Ultra .....	25
Tordon .....	10

**Toadflax (Dalmatian and Yellow) Management:** Dalmatian and yellow toadflax spread by seeds and creeping roots. Dalmatian toadflax is generally more sensitive to herbicides than yellow toadflax. Yellow toadflax control requires high herbicide rates and several years of application which can become very costly. Therefore, it is strongly recommended to watch for new infestations and control populations while they are small. For yellow toadflax, SDSU trials indicate that Tordon at 1-2 qt/A may be the most effective herbicide option. Applications of 2,4-D at flowering may defoliate yellow toadflax and help reduce spread by seed but will only provide approximately 20% control the following year. Biocontrol insects have been effective on large Dalmatian toadflax infestations but are not effective on yellow toadflax.

Escort (Dalmatian, Yellow) .....	21
Method (Dalmatian) .....	23
Plateau (Dalmatian) .....	24, 26
Telar (Dalmatian, Yellow) .....	20
Tordon (Dalmatian, Yellow) .....	10
Tordon + 2,4-D ester (Dalmatian) .....	11

**White Horehound Management:** White horehound was introduced as an ornamental. It is hardy and spreads by seed. It likes open and disturbed areas of range, pasture and lawns.

GrazonNext HL/Forefront HL .....	15
----------------------------------	----

**Wild parsnip Management:** Wild parsnip is a biennial species that grows in a rosette the first year then bolts and flowers the second year. Control efforts should be made when the plant is in the rosette stage or prior to flowering. Wild parsnip produces a toxin that can cause severe rashes when exposed to sunlight after contacting the plant. May be found along roadsides, stream banks, waste areas, and pasture edges. Control may require a multiple year effort. Escort may be the most effective herbicide option.

Cimarron Max .....	22
Cimarron Plus .....	22
Dicamba + 2,4-D .....	19
Duracor/HighNoon .....	14
Escort .....	21
Grazon PD3/Gunslinger P+D/Picloram+D .....	11
Habitat/Polaris .....	28
Telar .....	20
2,4-D/Freelexx .....	12, 26, 28

## Herbicides:

Aquatic glyphosate	28
Bite (clopyralid)	18
Brash (dicamba+2,4-D)	19
Capstone (aminopyralid+triclopyr)	17
Chaparral (aminopyralid+metsulfuron)	16
Cimarron Max (metsulfuron+dicamba+2,4-D)	22
Cimarron Plus (metsulfuron+chlorsulfuron)	22
Clean Slate (clopyralid)	18
Commando (clopyralid + 2,4-D)	18
Curtail (clopyralid+2,4-D)	18
Detail (saflufenacil)	24
Dicamba	19
Dicamba+2,4-D	19
Duracor (aminopyralid+ florpyrauxifen)	14
Ecomazapyr (imazapyr)	28
Escort (metsulfuron)	21
Facet (quinclorac)	25
Forefront HL (aminopyralid+2,4-D)	15
Freelexx (2,4-D choline)	12
Garlon 4/Garlon 4 Ultra (triclopyr)	24
Glyphosate	25, 26
Grazon PD3 (picloram+2,4-D)	11
GrazonNext HL (aminopyralid+2,4-D)	15
Gunslinger AMP (aminopyralid+2,4-D)	15
Gunslinger P+D (picloram+2,4-D)	11
Habitat (imazapyr)	28
HighNoon (aminopyralid+florpyrauxifen)	14
Imazapic 2SL (imazapic)	28
Latigo (dicamba+2,4-D)	19
Method (aminocyclopyrachlor)	23
Milestone (aminopyralid)	13
MSM 60 (metsulfuron)	21
Opensight (aminopyralid+metsulfuron)	16
Overdrive (diflufenzopyr+dicamba)	20
Panoramic (imazapic)	28
Patriot (metsulfuron)	21
Picloram 22K (picloram)	10
Picloram+D (picloram + 2,4-D)	11
Plateau (imazapic)	24, 26
Polaris (imazapyr)	28
Prize (quinclorac)	25
Quinstar (quinclorac)	25
Range Star (dicamba+2,4-D)	19
Remedy Ultra (triclopyr)	25
Rifle-D (dicamba+2,4-D)	19
Rometsol (metsulfuron)	24
Spur (clopyralid)	18
Stigmata (clopyralid)	18
Stinger/Stinger HL (clopyralid)	18
Telar (chlorsulfuron)	20
Tordon (picloram)	10
Tordon+2,4-D (picloram+2,4-D)	11
Transline (clopyralid)	18
Triumph (picloram)	10
2,4-D	12, 26, 28
Vastlan (triclopyr)	29
Whetstone (aminopyralid)	13
Weedmaster (dicamba+2,4-D)	19

## Sensitive areas:

Shelterbelts	26
Aquatic	28

## Charts and tables:

2,4-D label restrictions & non-crop labeling	30
Noxious Weeds Listed on Herbicide Labels	9
Summary site and use restrictions	31
Spot Treatment for Noxious Weeds	32
Chemical, physical, & safety characteristics of herbicides	33
Biocontrol of noxious weed	34

Trade names for herbicides are used in this publication to aid reader recognition. The common name is also listed and is used for herbicides that are available in many labeled products. Examples of other product names are listed where possible based on information available. As patents expire and marketing agreements are formed, additional products may be marketed. Be sure crop use and application directions are followed for the product being used.



## NOXIOUS WEEDS LISTED ON HERBICIDE LABELS

C=Control  
PC=Partial control  
S=Suppression  
-- = Not labeled

NOXIOUS WEEDS	HERBICIDES																				
	2,4-D	Dicamba + 2,4-D	Dicamba	Overdrive	Milestone	Duracor/HighNoon	GrazonNext/Forefront	Opensight/Chaparral	Capstone	Tordon + 2,4-D	Tordon	Plateau	Stinger/Transline	Curtail	Remedy Ultra	Vastlan	Cimarron Max	Cimarron Plus	Telar	Escort	Method
Absinth wormwood	C	--	C	--	C	C	C	C	C	C	C	--	--	--	--	--	--	--	--	--	--
Black henbane	--	--	C	--	C	C	--	C	--	--	C	--	--	--	--	--	C	C	--	C	--
Burdock, common	C	C	C	C	C	C	C	C	C	--	--	--	C	C	C	C	C	--	--	--	--
Canada thistle	PC	S	C	C	C	C	C	C	C	C	C	--	C	C	--	C	S	S	C	S	C
Chicory	C	C	C	--	C	C	C	C	C	C	--	--	--	--	C	S	C	C	--	C	C
Eurasian common reed	--	--	--	--	--	--	--	--	--	--	--	--	--	--	--	C	--	--	--	--	--
Field bindweed	PC	C	C	C	--	--	--	--	C	C	C	C	--	--	--	C	S	S	--	S	C
Giant knotweed	--	--	--	--	S	--	--	--	S	--	--	--	--	--	--	--	--	--	--	--	--
Hoary cress (whitetop)	PC	--	--	--	--	--	--	C	--	--	--	C	--	--	--	--	C	C	C	C	--
Houndstongue	--	--	--	--	--	--	--	C	--	C	--	C	--	--	--	--	C	C	C	C	--
Knapweed, diffuse	--	--	C	C	C	C	C	C	C	--	C	--	C	C	--	--	--	--	--	--	C
Knapweed, spotted	--	C	C	C	C	C	C	C	C	--	C	--	C	C	--	--	C	C	--	--	C
Leafy Spurge	--	S	C	--	--	--	--	--	--	C	C	C	--	--	--	--	S	--	--	--	C
Mullein, common	--	--	--	--	C	C	C	C	C	C	C	--	--	--	--	--	C	C	C	C	C
Oxeye daisy	--	--	--	C	C	C	C	C	C	C	C	--	C	--	--	--	C	--	--	C	C
Palmer amaranth	C	C	C	C	--	C	--	--	--	--	--	--	--	--	--	--	--	--	--	--	--
Perennial sowthistle	C	S	C	C	C	C	C	C	C	--	C	--	S	S	--	--	S	--	--	--	C
Poison hemlock	--	--	--	--	--	C	--	S	--	C	--	C	--	--	--	--	C	C	C	C	C
Puncturevine	--	--	C	C	--	C	--	--	--	--	--	C	--	--	--	--	--	--	C	--	--
Purple loosestrife	--	--	--	--	C	C	--	C	C	--	--	--	--	--	--	C	C	C	--	C	--
Saltcedar	--	--	--	--	--	--	--	--	--	--	--	--	--	--	C	C	--	--	--	--	--
St. Johnswort	--	--	--	--	C	C	--	C	C	--	C	--	--	--	--	--	C	C	--	C	--
Sulfur cinquefoil	--	--	--	--	C	C	C	C	C	--	C	--	--	--	C	--	C	C	--	C	C
Tansy, common	--	--	--	--	--	--	--	C	--	--	--	--	--	--	--	--	C	C	C	C	--
Thistle, bull	C	C	C	C	C	C	C	C	C	C	C	C	C	C	C	--	C	C	C	C	--
Thistle, musk	PC	C	C	C	C	C	C	C	C	C	C	C	C	C	--	--	C	C	C	C	C
Thistle, plumeless	--	C	C	C	C	C	C	C	C	C	C	--	--	--	--	--	C	C	--	C	--
Thistle, Scotch	--	--	C	--	C	C	C	C	C	C	C	--	--	--	--	--	C	C	C	C	--
Toadflax, Dalmatian	--	--	--	--	--	--	--	--	--	C	C	C	--	--	--	--	--	--	C	S	C
Toadflax, yellow	--	--	--	--	--	--	--	--	--	--	C	--	--	--	--	--	--	--	C	S	--
White horehound	--	--	--	--	--	S	S	--	--	--	--	--	--	--	--	--	--	--	--	--	--
Wild parsnip	--	--	--	--	--	C	--	S	--	C	--	--	--	--	--	--	C	C	C	C	--

## **TORDON 22K (*picloram*) RESTRICTED USE PESTICIDE.**

**0.5 pt-2 qt Tordon 2L (0.125-1 lb ae)**

**(\$5.00-39.90)**

Picloram is available in several brand name products, including **Picloram 22K** and **Triumph**. Formulation and use may vary. Follow directions for product used. Tordon has foliar activity and extended soil residual. It controls top growth and translocates into roots. Rainfall is required to move the herbicide into the root zone. Trees, legumes, and broadleaf plants are very sensitive to drift and soil residues.

Tordon is registered for use in grass pasture and range, CRP, fallow cropland, rights-of-way and non-crop areas. At high rates, Bromegrass, buffalograss, and wheatgrass may be injured; bluegrass is tolerant. Minimum carrier is 10 gpa for ground and 2 gpa for air; however, for non-crop 15 gpa or more is recommended for ground and 5-20 gpa for air. For spot treatment use a minimum of 20 gpa.

**Restrictions:** Do not use near trees as root uptake will result in severe tree injury or death. Avoid drift to trees or sensitive broadleaf crops. For rates above 1 qt/A, do not harvest for hay within 2 weeks after treatment. Do not graze dairy animals for 2 weeks after treatment. Remove animals 3 days before slaughter if grazing within 2 weeks after spraying. Residues will remain in animal urine, so do not spread manure from cattle feeding on treated forage or grazing on broadleaf crops. Residue may remain on treated grass harvested for hay, so do not feed in areas where broadleaf crops may be planted. Do not apply into water or wetlands or on inner banks of irrigation or drainage ditches. Risk of leaching is greatest where soils have rapid permeability (such as loamy to sand) and where the underlying aquifer is near the surface. Broadcast rates above 1 qt/a are only allowed for noxious and invasive weeds; however, spot treatments up to 2 qt/A may be applied to other broadleaf weeds but cannot exceed 50% of an acre.

### **ABSINTH WORMWOOD: 1-2 pt**

Spring or Fall. Use Tordon alone or as a tank-mix with 2,4-D ester. Apply in spring before wormwood is over 12 inches. Tordon at 1 pt alone or Tordon plus 2,4-D has provided excellent results in SDSU tests. Results on larger plants have been better than for 2,4-D. Promising as a fall treatment.

### **BIENNIAL THISTLES (MUSK, PLUMELESS, BULL, & SCOTCH): 0.5-0.75 pt**

Fall or Spring. Apply at the seedling or rosette stage. Use Tordon at 0.5-0.75 pt for fall; use Tordon plus 2,4-D for spring application. Provides excellent control under a wide range of growing conditions. Visual effects develop more slowly than for some treatments.

### **BLACK HENBANE: 1-2 pt**

Spring. Apply to actively growing plants in the rosette growth stage.

### **CANADA THISTLE AND PERENNIAL SOWTHISTLE: 1.5-2 pt (Canada thistle); 4 pt (perennial sowthistle)**

Spring or Fall. Primarily for small infestations. Use a minimum of 20 gpa carrier. The 1 qt/A rate has been promising in Canada thistle tests. Stands have been reduced 85 to 90% in SDSU tests. Make spring treatments before seed forms. Make fall applications while foliage is still green. Use the high rate for maximum stand reduction, especially for fall treating areas such as fence lines. Control one year later is greater than for lower Tordon rates in tank-mixes.

### **COMMON MULLEIN: 1-1.5 pt**

Spring. Apply at rosette stage prior to stalk elongation. Use Tordon at 1-1.5 pt in a tank-mix with 2,4-D at 1 lb ae. Treatments have exceeded 90% control in tests in western South Dakota. Use surfactant to improve penetration through woolly leaf surface. Use at least 30 gallons water per acre to ensure thorough coverage. Reduction is apparent for at least 2 years.

### **COMMON TANSY: 2-3 pt**

Spring, early summer. Apply before bloom. Tordon is not registered for common tansy control however; results in SDSU tests show 75 to 90% control. The 2 pt/A rate is minimal; adding 1 lb ae/A 2,4-D ester is suggested with the low rate.

### **FIELD BINDWEED: 1-2 qt**

Spring or Fall. Primarily for small patches. Rates above 1 pt/A can be used in fallow cropland if the treated areas are less than 10% of the field. The 2 qt rate will reduce the stand; however, additional Tordon or other follow-up is required. Some regrowth may be noted after application during dry seasons. Make spring treatments before seeds form. Make fall application before soil freeze-up.

### **KNAPWEED SPECIES: 1-2 pt diffuse or spotted**

Spring or Fall. For diffuse or spotted knapweed, apply 1-2 pt/A in the spring to plants in the rosette or mid-bolting growth stage or in the fall to regrowth. Control at the 1 pt/A rate may be improved by tank mixing with 1 qt/A 2,4-D.

### **LEAFY SPURGE: 1-2 qt**

Spring or Fall. Spring applications generally more effective. Primarily for small patches. The 2 qt rate will reduce the stand; however, additional Tordon or other follow-up is required. Some regrowth may be noted after application during dry seasons. Make spring treatments at true flower before seeds form. Make fall application to regrowth before soil freeze-up.

### **OXEYE DAISY: 1.5-2 pt**

Spring. Apply while plants are actively growing. It is recommended to use at least 30 gallons water per acre to ensure thorough coverage. May mix lower rate with 2,4-D at 1 lb ae/A.

**ST. JOHNSWORT: 2-4 pt**

Spring or Fall. Use Tordon alone or as a tank-mix with 2,4-D. Has provided excellent control in SDSU tests. Spring application at bud stage gave 95% control for a 2-year period. Reduce the Tordon rate to 0.5 pt/A when used with 2,4-D if conditions are favorable. Control has averaged 90 to 95% for one year.

**SULFUR CINQUEFOIL: 1 pt**

Spring or Fall. Apply to actively growing plants in the spring or to regrowth in the fall.

**TOADFLAX (DALMATIAN AND YELLOW): 1-2 qt**

Late summer (flowering) or Fall. For Dalmatian toadflax, apply 1-2 qt to actively growing plants through the full bloom stage or in late summer or fall. Use Tordon in tank-mix with 2,4-D in spring before full bloom. For yellow toadflax, Tordon at 2 qt/A may provide 60-70% control the following year. May require annual treatment for 2 to 3 years.

**TORDON 22K + 2,4-D ESTER (*picloram* + 2,4-D) RESTRICTED USE PESTICIDE.**

**0.5 pt-1 qt Tordon 2L + 1-1.5 lb ae 2,4-D ester (0.125-0.5 + 1-1.5 lb ae) (\$8.40-25.30)**

**1-3 qt Gunslinger P+D, Picloram+D (0.135-0.405 + 0.5-1.5 lb ae)**

**1.25 pt-2 qt Grazon PD3 (2,4-D choline [Freelexx]) 3.81L (0.13-0.405 + 0.47-1.5 lb ae)**

The tank-mix is registered for non-crop, grass pasture, and range. Use Grazon PD3 for CRP, range, pasture, and non-crop. Grazon PD3 is the replacement for Graslan L. Grass is usually tolerant to these Tordon rates. Some stunting, especially if applied at boot stage, may be noted. Minimum carrier is 10 gpa for ground or 2 gpa for air.

**Restrictions:** See individual restrictions for Tordon and 2,4-D.

**ABSINTH WORMWOOD (WORMWOOD SAGE): 0.5-1 pt Tordon + 1 lb ae 2,4-D ester, 2-4 pt (2.54L), or 1.25-2.66 pt Grazon PD3**

Spring or Fall. Apply in spring or early summer before wormwood is over 12 inches. Tordon alone or Tordon plus 2,4-D has provided excellent results in SDSU tests. Results on larger plants have been better than for 2,4-D. Promising as a fall treatment.

**BIENNIAL THISTLES (MUSK, PLUMELESS, BULL, & SCOTCH):**

**0.5-0.75 pt Tordon + 1 lb ae 2,4-D, 2-4 pt (2.54L), or 1.25-2.66 pt Grazon PD3**

Spring. Apply at the seedling or rosette stage. Use Tordon at 0.5-0.75 pt plus 2,4-D at 1 lb ae/A for spring application. Provides excellent control under a wide range of growing conditions. Visual effects develop more slowly than for some treatments. Apply 1.25 pt Grazon PD3 to rosettes or 2-2.66 pt Grazon PD3 from bolting to bud stage.

**CANADA THISTLE: 1-2 pt Tordon + 1 lb ae 2,4-D ester, 2-3 qt (2.54L), or 1.25-2.66 pt Grazon PD3**

Spring. Intended as a multi-year program with sufficient seasonal suppression so only one application per season is required. Apply at bud stage before flowers open. Amines cause less leaf burn and are preferred if growth is lush. Some fall regrowth may be noted in wet seasons. Lower rates do not provide sufficient residual control into the fall.

**CHICORY: 1 pt Tordon + 1 lb ae 2,4-D, 2-4 pt (2.54L), or 1.25-2.66 pt Grazon PD3**

Spring. Apply to young and actively growing plants. Apply from the rosette to early bud stage.

**COMMON MULLEIN: 1-1.5 pt Tordon + 1 lb ae 2,4-D ester, 4 pt (2.54L) or 2.66 pt Grazon PD3**

Spring or Fall. Apply at rosette stage prior to stalk elongation. Apply to rosettes in the spring or fall before bolting. Treatments have exceeded 90% control in tests in western South Dakota. Surfactant improves penetration through woolly leaf surface. Reduction is apparent for at least 2 years.

**FIELD BINDWEED: 1 qt Tordon + 1 lb ae 2,4-D ester, 2-3 qt (2.54L), or 1.25-2.66 pt Grazon PD3**

Spring. Amine formulation of 2,4-D may be used if site limitations preclude ester formulations. Intended as one application per year; some regrowth may be noted. Follow-up treatments may be required after 1 year.

**HOUNDSTONGUE: 1 pt Tordon + 1 lb ae 2,4-D ester, 4 pt (2.54L) or 2.66 pt Grazon PD3**

Fall or Summer. Apply to rosettes in late fall or early summer. Surfactant improves penetration through woolly leaf surface.

**LEAFY SPURGE: 1-2 pt Tordon + 1 lb ae 2,4-D ester, 1.2-2.5 qt Grazon PD3**

Spring. Tank-mix. Intended as a 4 to 5 year program. Apply in late bud stage. Amine formulation of 2,4-D may be used if site limitations preclude ester formulations. Intended as one application per year; some regrowth may be noted in wet seasons. Treatment has provided 75 to 80% leafy spurge stand reduction after 4 years.

**OXEYE DAISY: 1.5 pt + 1 lb ae 2,4-D, 3-4 pt (2.54L), or 2-2.66 pt Grazon PD3**

Spring. Apply while plants are actively growing. Apply after plants have emerged to late flowering. It is recommended to use at least 30 gallons water per acre to ensure thorough coverage. May mix lower rate with 2,4-D at 1 lb ae/A.

**POISON HEMLOCK: 2-4 pt (2.54L) or 1.25-2.66 pt Grazon PD3**

Spring or Fall. Apply to rosette stage up to 36 inches.

**ST. JOHNSWORT: 1-2 pt Tordon + 1 lb ae 2,4-D**

Spring or Fall. Has provided excellent control in SDSU tests. Spring application at bud stage gave 95% control for a 2-year period. Reduce the Tordon rate to 0.5 pt/A when used with 2,4-D if conditions are favorable. Control has averaged 90 to 95% for one year.

**TOADFLAX (DALMATIAN): 1 qt Tordon + 1 lb ae 2,4-D ester**

Late summer (flowering) or Fall. For Dalmatian toadflax, apply to actively growing plants through the full bloom stage or in late summer or fall. Use Tordon in tank-mix with 2,4-D in spring before full bloom.

**WILD PARSNIP: 2-4 pt (2.54L) or 1.25-2.66 pt Grazon PD3**

Spring or Fall. Apply to rosette stage up to 36 inches.

**2,4-D ESTER, AMINE or CHOLINE**

**1-3 lb ae 2,4-D ester or amine 4L**  
**2-4 pt Freelexx (choline) (1-2 lb ae)**

**(\$3.65-23.25)**

Selective, foliage applied, translocated herbicide. Uses for 2,4-D include grass pasture, range, and non-crop areas. Low-volatile ester formulations are preferred for grass pasture and roadsides. Use amine formulations near trees or where vapor-drift risk is critical for sensitive plants. Freelexx is formulated as choline salt for low volatility with similar use sites and target weeds as many 2,4-D amine products. Minimum carrier is 10 gpa for ground. For aerial application; minimum carrier is 3 gpa for Freelexx or 2 gpa for other products. Apply when expected high temperature is to exceed 65°F.

**FORMULATION CONVERSIONS**

Rates for 2,4-D are stated as acid equivalent (ae) per acre. The amount of product for several rates is listed for each formulation.

**2,4-D RATE Product Per Acre**

Lb/A Required	3.8L*	5.7L*	FORMULATION	
			80% WSP	90% WSP
0.5	1 pt	0.66 pt	0.66 lb	0.6 lb
1.0	2 pt	1.33 pt	1.25 lb	1.1 lb
1.5	3 pt	2 pt	1.9 lb	1.7 lb
2.0	4 pt	2.66 pt	2.5 lb	2.2 lb
*2,4-D showing 3.8 lb/gal is the same as 4 lb/gal; and 5.7 lb/gal is the same as 6 lb/gal acid equivalent.				

**Restrictions:** Avoid drift to trees and sensitive crops. Not suggested for use in trees. Even products that claim “low volatility” still have the potential to volatilize. Volatilization may be slightly reduced if applied when temperatures are less than 85°F. Do not graze lactating dairy animals for 7 days after application. Labels for 2,4-D allow harvesting hay 7 days after application and require a 3 day removal period before slaughter. Note other label precautions.

Several amine formulations may be registered for use in water, but ester formulations usually are not. Labels for 2,4-D products vary, so always verify appropriate registrations on the product labels before applying in water. See “2,4-D Label Registrations and Non-crop Labeling” table in this guide for more information.

**ABSINTH WORMWOOD (WORMWOOD SAGE): 2 lb ae ester or amine, 2-4 pt Freelexx**

Spring or Fall. Apply when wormwood is 8 to 10 inches tall. Rate is 2 lb ae/A. Control is variable. Good coverage improves control.

**BIENNIAL THISTLES (MUSK & BULL): 1.5-2 lb ae ester or amine, 2-4 pt Freelexx**

Spring. Apply at rosette stage. May be used in fall or spring; however, other fall treatments with soil residual activity may be more effective. The low rate has been satisfactory under ideal conditions; 2 lb/A is most consistent. Esters are preferred for pastures; use amines when spraying near trees. Control is reduced after flower stalks elongate (bolt).

**BURDOCK: 1 lb ae amine, 2-4 pt Freelexx**

Spring or Fall. Apply while burdock is in the rosette stage and actively growing. Consider making applications to rosettes in the fall to avoid tree injury.

**CANADA THISTLE AND PERENNIAL SOWTHISTLE: 1.5-3 lb ae ester or amine, 2-4 pt Freelexx**

Late Fall 2-3 lb ae amine. Apply a high rate in late fall before leaves are damaged by frost. Rates to 2 lb ae/A may be used in pasture and range; higher rates are allowed in non-crop and fallow. Data indicate 50 to 60% stand reduction if there is considerable new growth and if weeds have been weakened by previous control practices. Light frost before application does not reduce control; temperatures of 60°F after application improve results.

Spring and Fall 1.5 lb ae amine or ester. Requires a spring and fall application each year. Make spring applications at bud stage. Retreat in September or early October after new fall growth reaches 6 inches. Results can be variable.

One spraying prevents seed production. Two applications provided 10 to 25% stand reduction the first year in SDSU tests. Reductions of 70 to 80% may be achieved after 3 years. This is a popular program for large infestations in pasture and roadsides. However, several years are required to reach high levels of eradication. Amine formulations are suggested for spring treatments when growth is lush. Esters may be used for fall spraying or if plants are stressed. Fall retreating is critical.

**CHICORY: 2 lb ae ester or amine, 2-4 pt Freelexx**

Spring. Apply to young and actively growing plants.

**FIELD BINDWEED: 1.5-2 lb ae ester, 2-4 pt Freelexx**

Spring and Fall. Spring and fall application required each year. Selective, foliage applied, translocated herbicide. Apply 2,4-D ester at 1.5 lb ae/A. Apply in spring at flowering and retreat in September or early October when new fall growth is 4 to 6 inches. Results can be variable.

Spring or Fall. Single application each year. Rates to 2 lb/A may be used in pasture and range; higher rates are allowed in non-crop and fallow. Control is less than for two applications of 1.5 lb/A each. Best for inaccessible areas where the labor cost for a second application is prohibitive.

**KNAPWEED SPECIES: 2 lb ae ester**

Spring. Apply at rosette stage. Rate of 2 lb ae/A has provided 95 to 99% control in several SDSU tests. Lower rates may be adequate under ideal conditions.

**LEAFY SPURGE: 1.5-2 lb ae ester**

Spring and Fall. Spring and fall application required each year. Apply 2,4-D ester at 1.5 lb ae/A. This treatment has been popular for large infestations; however, several years are required to achieve significant stand reduction.

Apply in spring at late bud stage when bracts begin to yellow. Retreat in September or early October when new fall growth is 4 to 6 inches. Results can be variable. One treatment per year prevents seed production. Stands have been reduced 50% in 3 years. Complete eradication is difficult even after 10 years. Surfactant or fuel additives increase leaf burn but seldom increase stand reduction.

Spring or Fall. Single application each year. Rates to 2 lb/A may be used in pasture and range; higher rates are allowed in non-crop and fallow. Control is less than for two applications of 1.5 lb/A each. Best for inaccessible areas where the labor cost for a second application is prohibitive.

**PALMER AMARANTH: 1-2 lb ester or amine, 2 pt Freelexx**

Spring or Fall. Apply before plants reach approximately 4 inches in height.

**WILD PARSNIP: 4 pt Freelexx**

Spring. Apply at fall rosette stage or to new growth in early spring.

---

**MILESTONE or WHETSTONE (*aminopyralid*)**

**3-7 oz Milestone or Whetstone (0.05-0.11 lb ai)**

**(\$7.95-20.25)**

May be used in pastures, rangeland, CRP, rights-of-way and non-crop areas. Avoid mowing for 14 days after application to allow for herbicide translocation in the weeds. Recommended minimum carrier volume is at least 10 gpa for ground application or at least 2 gpa for aerial application. Greater carrier volumes may improve coverage and control. Use a non-ionic surfactant (NIS) at 0.25-0.5% under adverse growing conditions or advanced weed growth stages.

**Restrictions:** Do not apply Milestone at more than 7 fl oz (0.11 lb ae) per acre per year for broadcast applications or 14 fl oz (0.22 lb ae) for spot treatments (less than ½ acre areas). See supplemental labeling for off farm distribution/sale of hay or harvested forage use. There are no grazing restrictions, but allow animals to graze for 3 days on an untreated pasture before moving to areas with sensitive broadleaf crops as aminopyralid may be transferred in manure from livestock. Do not spread manure on areas used for broadleaf crops if animals have grazed treated areas or consumed aminopyralid treated forage or hay. A field bioassay is required before a broadleaf crop can be planted on areas that were treated the previous year with manure from animals that have grazed or eaten treated hay. Do not rotate to cropland for at least one year after application (may require at least 2 years for broadleaf crops).

Milestone may be applied to non-irrigation ditch banks and seasonally dry wetlands, but may not be applied over water or to areas where surface water is present. After grass planting, wait until perennial grasses are well established with a secondary root system before applying Milestone. Some grasses, such as smooth brome, may be suppressed under adverse growing conditions.

Although Milestone may be applied around some mature tree species, some species are sensitive. Use extra care near leguminous trees such as locusts, redbud, mimosa and caragana. However, even tolerant trees may be susceptible to injury if excessive rates are applied over the roots, exposed roots at the soil surface become exposed to Milestone, or Milestone is exposed to leaves or thin bark. Milestone should never be applied over the top of any tree species. In general, Stinger or Transline are often safer around trees than Milestone.

**ABSINTH WORMWOOD (WORMWOOD SAGE): 6-7 oz**

Spring or Fall. Apply at 6-7 fl oz/A before wormwood is 12 inches tall. May see reduced control with later applications, particularly in drought stressed conditions. Removal of old grass litter by mowing or burning may improve coverage and wormwood control.

**BIENNIAL THISTLES (MUSK, PLUMELESS, BULL, & SCOTCH): 3-5 oz musk, plumeless, or bull; 5-7 oz scotch**

Spring or Fall. Apply in the spring or summer to plants in the rosette or bolting stages of growth or in the fall to seedlings or rosettes. Use 3-5 oz for musk, plumeless or bull thistle and 5-7 oz for scotch thistle. Use higher rates when plants are in the late bolting through early flowering growth stages. Milestone control after the late bud stage may be improved by tank-mixing 2,4-D at 1 lb ai/A.

**BLACK HENBANE: 5-7 oz**

Spring. Apply to actively growing plants in the rosette growth stage.

**BURDOCK: 4-7 oz**

Spring or Fall. Apply while burdock is in the rosette stage and actively growing. There is risk of tree root uptake if tree roots are exposed or excessive rates used.

**CANADA THISTLE AND PERENNIAL SOWTHISTLE: 3-5 oz perennial sowthistle; 5-7 oz Canada thistle**

Spring or Fall. Apply at 5-7 oz/A for Canada thistle or 3-5 oz/A for perennial sowthistle. Make applications in early summer at the bud stage or early flowering or in fall prior to a killing frost. Use higher rates for advanced weed growth stages, dense stands, or under adverse growing conditions, such as drought. SDSU studies have demonstrated excellent control that may last two or more years.

**COMMON MULLEIN: 7 oz**

Spring. Apply at the rosette stage. Full coverage and use of a surfactant is necessary for best results. Control has been very good in SDSU trials.

**GIANT KNOTWEED: 7 oz**

Fall. Mow giant knotweed in the summer and apply 7 oz/A in the fall before frost. Allow at least 3 feet of regrowth before application. May apply 14 oz/A as a spot treatment.

**KNAPWEED SPECIES: 5-7 oz**

Spring or Fall. Apply to diffuse or spotted knapweed that is actively growing in the rosette to bolting stage or in the fall.

**OXEYE DAISY: 4-6 oz**

Spring. Apply in the spring at the pre-bud growth stage.

**ST. JOHNSWORT: 5-7 oz**

Spring or Fall. Apply in the spring at the bud growth stage or in the fall to regrowth.

**SULFUR CINQUEFOIL AND CHICORY: 4-6 oz**

Spring. Apply to actively growing plants in the pre-bud growth stage.

**DURACOR or HIGHNOON (aminopyralid+florpyrauxifen)**

**12-20 oz DuraCor or HighNoon (0.063-0.104 + 0.0063-0.0104 lb ai)**

**(\$9.50-15.80)**

May be used in pastures, rangeland, CRP. HighNoon includes labeling for right of ways and non-crop areas. Duracor and HighNoon contain 0.667 lb aminopyralid (Milestone) and 0.067 lb florpyrauxifen (Rinskor active) per gallon. Avoid mowing for 14 days after application to allow for herbicide translocation in the weeds. Recommended minimum carrier volume is at least 10 gpa for ground application or at least 2 gpa for aerial application. Greater carrier volumes may improve coverage and control. Use a non-ionic surfactant (NIS) at 0.25-0.5% under adverse growing conditions or advanced weed growth stages.

**Restrictions:** Do not apply Duracor or HighNoon at more than 20 fl oz per acre per year for broadcast applications or 40 fl oz for spot treatments (less than ½ acre areas). Duracor has supplemental labeling for off farm distribution/sale of hay or harvested forage use. For HighNoon, hay cannot be distributed or sold off the farm or ranch where applied. There are no grazing restrictions, but allow animals to graze for 3 days on an untreated pasture before moving to areas with sensitive broadleaf crops as aminopyralid may be transferred in manure from livestock. Do not spread manure on areas used for broadleaf crops if animals have grazed treated areas or consumed aminopyralid treated forage or hay. A field bioassay is required before a broadleaf crop can be planted on areas that were treated the previous year with manure from animals that have grazed or eaten treated hay. Do not rotate to cropland for at least one year after application (may require at least 2 years for broadleaf crops).

Duracor may be applied to non-irrigation ditch banks and seasonally dry wetlands, but may not be applied over water or to areas where surface water is present. After grass planting, wait until perennial grasses are well established with a secondary root system before applying Duracor. Some grasses, such as smooth brome, may be suppressed under adverse growing conditions.

Although Duracor may be applied around some mature tree species, many species are sensitive. Do not apply within the root zone of trees. Use extra care near leguminous trees such as locusts, redbud, mimosa and caragana. Duracor should never be applied over the top of any tree species. In general, Stinger or Transline are often safer around trees than Duracor.

**ABSINTH WORMWOOD (WORMWOOD SAGE): 20 oz**

Spring or Fall. Apply at 20 fl oz/A before wormwood is 12 inches tall. May see reduced control with later applications, particularly in drought stressed conditions. Removal of old grass litter by mowing or burning may improve coverage and wormwood control.

**BIENNIAL THISTLES (MUSK, PLUMELESS, BULL, & SCOTCH): 12 oz bull, musk, plumeless; 16-20 oz scotch**

Spring or Fall. Apply in the spring or summer to plants in the rosette or bolting stages of growth or in the fall to seedlings or rosettes. Use higher rates when plants are in the late bolting through early flowering growth stages.

**BLACK HENBANE: 16-20 oz**

Spring. Apply to actively growing plants in the rosette growth stage.

**BURDOCK: 12 oz**

Spring or Fall: Apply while burdock is in the rosette stage and actively growing. There is risk of tree root uptake if tree roots are exposed or excessive rates used.

**CANADA THISTLE AND PERENNIAL SOWTHISTLE: 16-20 oz**

Spring or Fall. Make applications in early summer at the bud stage or early flowering or in fall prior to a killing frost. Use higher rates for advanced weed growth stages, dense stands, or under adverse growing conditions, such as drought.

**COMMON MULLEIN: 20 oz**

Spring. Apply at the rosette stage. Full coverage and use of a surfactant is necessary for best results.

**KNAPWEED SPECIES: 12 oz**

Spring or Fall. Apply to diffuse or spotted knapweed that is actively growing in the rosette to bolting stage or in the fall.

**OXEYE DAISY: 12 oz**

Spring. Apply in the spring at the pre-bud growth stage.

**PALMER AMARANTH: 12 oz**

Spring or Fall. Apply 12 oz/A before plants reach approximately 4 inches in height.

**POISON HEMLOCK: 12 oz**

Spring. Apply 12 oz/A in spring while plants are actively growing.

**ST. JOHNSWORT: 16-20 oz**

Spring or Fall. Apply in the spring at the bud growth stage or in the fall to regrowth.

**SULFUR CINQUEFOIL AND CHICORY: 12 oz**

Spring. Apply to actively growing plants in the pre-bud growth stage.

**WILD PARSNIP: 12 oz**

Spring. Apply 12 oz/A in spring while plants are actively growing.

---

**GRAZONNEXT HL, FOREFRONT HL or GUNSLINGER AMP (*aminopyralid* + 2,4-D)**

**1.2-2.1 pt GrazonNext HL, ForeFront HL or Gunslinger AMP (0.06-0.11 + 0.5-0.87 lb ae)**

**(\$9.10-15.90)**

May be used in pastures, rangeland and CRP. GunSlinger AMP includes labeling for rights-of-way and non-crop areas. Use a non-ionic surfactant (NIS) at 0.25-0.5% under adverse growing conditions or advanced weed growth stages. Recommended minimum carrier volume is at least 10 gpa for ground application or at least 2 gpa for aerial application. Greater carrier volumes may improve coverage and control.

**Restrictions:** Do not mow or harvest forage for hay within 7 days after application, allow 14 days for herbicide translocation in the weeds. Treatment may increase palatability of poisonous plants; do not graze until plants are dry and no longer palatable to livestock. See label for off farm distribution/sale of hay. Do not apply more than 2.1 pt/A in a growing season. Allow 30 days between applications. Do not apply around trees unless injury due to root uptake is acceptable. Do not apply over the top of trees and avoid leaf contact. There are no grazing restrictions, but allow animals to graze for 3 days on an untreated pasture before moving to areas with sensitive broadleaf crops as aminopyralid may be transferred in manure from livestock. Do not spread manure on areas used for broadleaf crops if animals have grazed treated areas or consumed aminopyralid treated forage or hay. A field bioassay is required before a broadleaf crop can be planted on areas that were treated the previous year with manure from animals that have grazed or eaten treated hay. Do not rotate to cropland for at least one year after application (may require at least 2 years for broadleaf crops).

**ABSINTH WORMWOOD (WORMWOOD SAGE): 1.2-1.5 pt**

Spring or Fall. Apply before wormwood is 12 inches tall. May see reduced control with later applications, particularly in

drought stressed conditions. Removal of old grass litter by mowing or burning may improve coverage and wormwood control.

**BIENNIAL THISTLES (MUSK, PLUMELESS, BULL, & SCOTCH): 1.2-1.5 pt bull, musk, plumeless; 1.5-2.1 pt scotch**  
Spring or Fall. Apply in the spring or summer to plants in the rosette or bolting stages of growth or in the fall to seedlings or rosettes. Apply 1.2-1.5 pt for musk, plumeless, or bull thistle and 1.5-2.1 pt for scotch thistle. Use higher rates when plants are in the late bolting through early flowering growth stages.

**BURDOCK: 1.5-2.1 pt**

Spring or Fall. Apply while burdock is in the rosette stage and actively growing. There is risk of tree root uptake if tree roots are exposed or excessive rates used. Consider making applications to rosettes in the fall to reduce tree injury.

**CANADA THISTLE AND PERENNIAL SOWTHISTLE: 1.5-2.1 pt**

Spring or Fall. Apply at 1.5-2.1 pt/A for either species. Make applications in early summer at the bud stage or early flowering or in fall prior to a killing frost. Use higher rates for advanced weed growth stages, dense stands, or under adverse growing conditions, such as drought. SDSU studies have demonstrated excellent control that may last two or more years.

**COMMON MULLEIN: 1.5-2.1 pt**

Spring. Apply at the rosette stage. Full coverage and use of a surfactant is necessary for best results. Control has been very good in SDSU trials.

**KNAPWEED SPECIES: 1.5-2.1 pt**

Spring or Fall. Apply to diffuse or spotted knapweed that is actively growing in the rosette to bolting stage or in the fall.

**OXEYE DAISY: 1.2-1.5 pt**

Spring. Apply in the spring at the bud growth stage.

**ST. JOHNSWORT: 1.5-2.1 pt**

Spring or Fall. Apply in the spring at the bud growth stage or in the fall to regrowth.

**SULFUR CINQUEFOIL AND CHICORY: 1.2-1.5 pt (cinquefoil), 1.5-2.1 pt (chicory)**

Spring. Apply to actively growing plants in the pre-bud growth stage.

**WHITE HOREHOUND: 1.5-2.1 pt**

Spring. Provides suppression only. Apply to actively growing plants. Full coverage and use of a surfactant is necessary for best results.

---

**CHAPARRAL or OPENSIGHT (*aminopyralid*+ *metsulfuron*)**

**1-3.3 oz Chaparral or Opensight (0.03-0.11 lb ae + 0.006-0.02 lb ai)**

**(\$6.95-23.00)**

May be used in pastures, rangeland, CRP and natural areas. Opensight includes labeling for rights-of-way and non-crop areas. Recommended minimum carrier volume is at least 10 gpa for ground application or at least 2 gpa for aerial application. Greater carrier volumes may improve coverage and control. Add NIS (0.25-0.5% v/v), COC (1-2% v/v), or MSO (0.5% v/v). May also add UAN (2-4 qt/A) or AMS (2-4 lb/A).

**Restrictions:** If possible, do not hay until 14 days after application to allow the herbicide to become active in the weed. Do not apply more than 3.3 oz per acre per year for broadcast applications or 6.6 oz for spot treatments (less than ½ acre areas). See label for off farm distribution/sale of hay. There are no grazing restrictions, but allow animals to graze for 3 days on an untreated pasture before moving to areas with sensitive broadleaf crops as aminopyralid may be transferred in manure from livestock. Do not spread manure on areas used for broadleaf crops if animals have grazed treated areas or consumed aminopyralid treated forage or hay. A field bioassay is required before a broadleaf crop can be planted on areas that were treated the previous year with manure from animals that have grazed or eaten treated hay. Do not rotate to cropland for at least one year after application (may require at least 2 years for broadleaf crops). Not as safe around trees as Stinger. Do not apply around trees unless injury due to root uptake is acceptable. Do not apply over the top of trees and avoid leaf contact. Risk of tree injury is less for large trees. Sensitive trees include some conifers (pine, fir, spruce), legume trees such as locust, birch, lilacs, and possibly hackberry. Do not apply near young trees.

**ABSINTH WORMWOOD: 3-3.3 oz**

Spring or Fall. Apply in the spring to wormwood up to 12 inches tall. Apply to green regrowth in the fall. A minimum of 3 GPA is recommended for aerial application on CRP for adequate coverage.

**BIENNIAL THISTLES (MUSK, PLUMELESS, BULL, & SCOTCH): 1-2.5 oz bull, musk, plumeless, 1.5-2.5 oz scotch**

Spring or Fall. Apply 1-2 oz in the spring or summer to plants in the rosette or bolting stages of growth or in the fall to seedlings or rosettes. Use 2-2.5 oz plus 0.5 lb ae 2,4-D when plants are in the late bolting through early flowering growth stages.

**BLACK HENBANE: 2.5-3 oz**

Spring. Apply to actively growing plants in the rosette growth stage.



**BURDOCK: 2-2.5 oz**

Spring or Fall. Apply while burdock is in the rosette stage and actively growing. Chaparral will not volatilize, but there is risk of tree root uptake if tree roots are exposed or excessive rates used.

**CANADA THISTLE AND PERENNIAL SOWTHISTLE: 2-3.3 oz Canada thistle, 2-2.5 oz perennial sowthistle**

Spring or Fall. Apply in the spring from early budding to full flower stage. Use higher rate for flower stage. Apply in the fall before a killing frost. For older/dense stands or for longer residual use the higher rate.

**COMMON MULLEIN & HOUNDSTONGUE: 2-3.3 oz (common mullein), 2.5-3.3 oz (houndstongue)**

Spring. Apply the low rate at the rosette stage. For bolting mullein less than 12 inches use 2.5-3.3 oz. For houndstongue from bolting to early bud stage use 3-3.3 oz and tank-mix with 1 qt 2,4-D after the bud stage. Full coverage and use of a surfactant is necessary for best results. Control has been very good in SDSU trials.

**COMMON TANSY: 2.5-3.3 oz**

Spring, early summer. Apply to actively growing plants.

**HOARY CRESS: 3.3 oz**

Spring. Apply to actively growing rosettes or to regrowth before bud stage. For treatment after bloom add 2,4-D at 1 lb ae/A. Can be applied in the fall to regrowth before the first killing frost.

**KNAPWEED SPECIES: 2.5-3.3 oz**

Spring or Fall. Apply to diffuse or spotted knapweed that is actively growing in the rosette to bolting stage or in the fall.

**OXEYE DAISY: 2.5-3.3 oz**

Spring. Apply in the spring at the pre-bud growth stage.

**ST. JOHNSWORT: 2.5-3 oz**

Spring or Fall. Apply in the spring at the bud growth stage or in the fall to regrowth.

**SULFUR CINQUEFOIL AND CHICORY: 2-2.5 oz (cinquefoil), 1.5-2 oz (chicory)**

Spring. Apply to actively growing plants in the pre-bud growth stage.

**CAPSTONE (*aminopyralid*+ *triclopyr*)****4-9 pt Capstone (0.05-0.113 + 0.5-1.125 lb ae)****(\$29.25-65.85)**

Capstone is labeled for use in pastures, rangeland, CRP and non-crop areas. Recommended minimum carrier volume is at least 10 gpa for ground application or at least 2 gpa for aerial application. Greater carrier volumes may improve coverage and control. Use a non-ionic surfactant (NIS) at 0.25-0.5% under adverse growing conditions or advanced weed growth stages.

**Restrictions:** Do not contaminate irrigation ditches. Do not apply more than 9 pt/A per year on non-crop areas. See label for off farm distribution/sale of hay or harvested forage use. There are no grazing restrictions, but allow animals to graze for 3 days on an untreated pasture before moving to areas with sensitive broadleaf crops as aminopyralid may be transferred in manure from livestock. Do not spread manure on areas used for broadleaf crops if animals have grazed treated areas or consumed aminopyralid treated forage or hay.

**ABSINTH WORMWOOD: 4-6 pt**

Spring or Fall. Apply before wormwood is 12 inches tall. May see reduced control with later applications, particularly in drought stressed conditions.

**BIENNIAL THISTLES (MUSK, PLUMELESS, BULL, & SCOTCH): 4-6 pt**

Spring or Fall. Apply 4-6 pt to rosette or bolting plants in the spring and early summer or to seedlings and rosettes in the fall. Apply 5-6 pt to plants that are at the late bolt to early flowering stages.

**CANADA THISTLE AND PERENNIAL SOWTHISTLE: 8-9 pt Canada thistle; 4-6 pt perennial sowthistle**

Spring or Fall. Apply 8-9 pt to Canada thistle in the spring after emergence to full flower stage. Use the higher rate for flowering plants. Fall applications may also be made before a killing frost. Apply 4-6 pt to actively growing perennial sowthistle.

**CHICORY: 4-6 pt**

Spring. Apply to actively growing plants in the pre-bud growth stage.

**COMMON MULLEIN: 4-6 pt**

Spring. Apply at the rosette stage. Full coverage and use of a surfactant is necessary for best results.

**KNAPWEED SPECIES: 5-9 pt**

Spring or Fall. For diffuse and spotted knapweeds; apply 6-9 pt to actively growing plants from rosette to bolting stages or in the fall.

**OXEYE DAISY: 5-8 pt**

Spring. Apply to actively growing plants in the pre-bud growth stage.

**SULFUR CINQUEFOIL: 5-8 pt**

Spring. Apply to actively growing plants in the pre-bud growth stage.

**STINGER or TRANSLINE (*clopyralid*)****0.25-1.33 pt Stinger or Transline 3L (0.09-0.5 lb ae)****0.15-0.8 pt Stinger HL 5L****(\$3.95-29.90)**

Clopyralid is available in several brand name products, including Bite, Clean Slate, Spur, Stigmata, Stinger and Transline. Formulation and use may vary. Follow directions for product used. Stinger and Stinger HL are labeled for use in grass pasture, rangeland, CRP, fallow, fencerows, and other non-crop areas. Transline is labeled for non-crop areas, pasture, rangeland, CRP, fencerows, and rights-of-way. Stinger or Transline have potential in sites where grass cannot be damaged or where trees limit use of herbicides with harmful soil residual, such as Tordon (picloram) or Milestone (aminopyralid). Minimum carrier is 2 gpa; use at least 10 gpa for most ground applications.

**Restrictions:** Do not contaminate irrigation ditches. No grazing or haying restrictions. Do not apply over the top of deciduous trees and avoid leaf contact. Risk of tree injury is less for large trees. Avoid spray contact on the bark of young trees. There are no grazing restrictions, but allow animals to graze for 7 days on an untreated pasture before moving to areas with sensitive broadleaf crops as clopyralid may be transferred in manure from livestock. Do not spread manure on areas used for broadleaf crops if animals have grazed treated areas or consumed clopyralid treated forage or hay.

**BIENNIAL THISTLES (MUSK & BULL): 0.66-1.33 pt 3L or 0.4-0.8 pt 5L**

Spring. Apply from rosette to early bolt stage. Results have been very good in SDSU tests. Use the high rate for late bolt stage.

**BURDOCK: 0.25-0.5 pt 3L or 0.15-0.3 pt 5L**

Spring or Fall. Apply while burdock is in the rosette stage and actively growing. Stinger will not volatilize, but there is risk of tree root uptake if tree roots are exposed or excessive rates used.

**CANADA THISTLE AND PERENNIAL SOWTHISTLE: 0.66-1.33 pt 3L or 0.4-0.8 pt 5L**

Spring. For Canada thistle. Perennial sow thistle suppression. Apply from rosette to bud stage when plants are actively growing. Use 1 to 1.33 pt/A to achieve maximum stand reduction. Data suggest 90 to 95% reduction can be expected.

**KNAPWEED SPECIES: 0.66-1.33 pt 3L or 0.4-0.8 pt 5L**

Spring. Apply from mid bolt to late bud stage. Use the high rate for most situations.

**OXEYE DAISY: 0.25-0.5 pt 3L or 0.15-0.3 pt 5L**

Spring. Apply while plants are actively growing. Lower rate is intended if conditions are ideal for active plant growth.

**CURTAIL (*clopyralid* + 2,4-D)****1-3 qt Curtail or Commando 2.38L (0.095-0.38 + 0.5-2 lb ae)****(\$15.45-49.65)**

Curtail is a premix containing 0.38 lb clopyralid (Stinger) plus 2 lb 2,4-D amine per gallon. Curtail is labeled for use in non-crop areas, rangeland, grass pasture, and CRP grass and fence lines. Minimum carrier is 2 gpa; use at least 10 gpa for most ground applications.

**Restrictions:** Do not graze lactating dairy cattle in treated areas for 14 days after application. Remove meat animal 7 days before slaughter if grazing within 2 weeks after application. Do not harvest hay within 7 days (Curtail) or 30 days (Commando) after application. Note use restriction for clopyralid (Stinger) and 2,4-D.

**BIENNIAL THISTLES (MUSK & BULL): 1-2 qt**

Spring. Apply at rosette to bud stage. Reduced rate of 1 qt/A is frequently used under favorable conditions.

**BURDOCK: 1-2 qt**

Spring or Fall. Apply while burdock is in the rosette stage and actively growing. There is risk of tree root uptake if tree roots are exposed or excessive rates used.

**CANADA THISTLE AND PERENNIAL SOWTHISTLE: 2-3 qt**

Spring. For Canada thistle control and perennial sowthistle suppression. Apply before bud stage when plants are actively growing. Reduced rate of 1 qt/A is frequently used for seasonal suppression. The 2 qt/A rate has provided excellent control and 60 to 70% stand reduction.

**KNAPWEED SPECIES: 2 qt**

Spring. For spotted or diffuse knapweed, apply 2 qt/A at rosette stage.

## DICAMBA PRODUCTS (*dicamba*) RESTRICTED USE PESTICIDES.

### 1-2 pt dicamba 4L (0.5-1 lb ae)

(\$4.15-24.95)

Dicamba is a selective, translocated herbicide. It has foliar activity. Favorable growing conditions improve results. Dicamba products are registered for use in pasture, range, CRP, and non-crop areas. Dicamba is available in several brand name products. Banvel is an example of a dimethylamine salt and Clarity is a diglycolamine salt.

Diglycolamine products have less temperature and humidity restrictions for application near sensitive crops. At high rates, brome grass may be severely stunted; bluegrass and several other grasses are tolerant. Trees, legumes, and broadleaved plants are sensitive to drift and soil residues. Minimum carrier is 3 gpa for ground or 2 gpa for air.

**Restrictions:** Do not apply more than 1 qt/A(4L) in a single application. Higher rates are for spot treatment only. Dicamba labeling for up to 1 pt restricts grazing lactating dairy for 7 days or haying for 37 days after application. For 1 to 2 pt/A restrict grazing lactating dairy for 21 days or haying for 51 days after application. If more than 1 qt/A, do not graze lactating dairy for 40 days or harvest hay for 70 days after application. Note other label restrictions for higher rates. For some labels, allow 30 days after application before removal of animals for slaughter. Do not contaminate water.

### BLACK HENBANE: 1-2 pt

Spring. Apply to actively growing plants in the rosette growth stage.

### CANADA THISTLE AND PERENNIAL SOWTHISTLE: 1-2 pt

Spring or Fall. Make spring application at early bud stage. Apply in fall before a killing frost while leaves are still green. Apply 1-2 pt/A for top growth control or 2-4 pt/A for greater control as a spot treatment (50-70%).

### CHICORY: 1-2 pt

Spring. Apply to actively growing plants.

### FIELD BINDWEED: 1-2 pt

Spring or Fall. Make spring application at flowering or a fall application before a killing frost. Apply 1-2 pt for top growth control or 2-4 pt for spot treatment applications.

### PALMER AMARANTH: 1-2 pt

Spring or Fall. Apply 1-2 pt/A before plants reach approximately 4 inches in height.

### PUNCTUREVINE: 0.5-1.5 pt

Apply 0.5-1 pt to small, actively growing plants or 1-1.5 pt to established stands.

---

## DICAMBA + 2,4-D (*dicamba* + 2,4-D)

### 1-2 pt dicamba 4L + 1 lb ae 2,4-D (0.5-1 + 1 lb ae)

(\$2.15-19.10)

### 1-6 pt Brash, Weedmaster, Range Star, Rifle-D 3.87L (0.125-0.75 + 0.36-2.15 lb ae) 0.66-3.25 pt Latigo 4.2L (0.14-0.73 + 0.2-0.98 lb ae)

Dicamba plus 2,4-D is labeled for use in grass pasture, range, and non-crop areas. Grass is usually tolerant to these rates; some stunting may be noted, especially if applied at boot stage. Brash, Weedmaster, Range Star and Rifle-D contain 1 lb ae dicamba and 2.87 lb ae 2,4-D per gallon. Latigo contains 1.8 lb ae dicamba and 2.4 lb ae 2,4-D per gallon. Check individual label for carrier volume.

**Restrictions:** Refer to product labels and individual dicamba and 2,4-D restrictions.

### BIENNIAL THISTLES (MUSK, PLUMELESS, & BULL):

#### 1 pt dicamba + 1 lb ae 2,4-D, 1.5-2 pt 3.87L, or 1-1.125 pt 4.2L

Spring or Fall. Apply at the rosette stage. Use dicamba 4L at 1 pt plus 2,4-D at 1 lb ae/A. Rates as low as 0.5 pt/A dicamba have been successful under ideal conditions. Use the high rate for large rosettes, bolting plants, dense stands, or dry conditions. Apply 1-1.125 pt 4.2L or 1.5-2 pt 3.87L for bull and plumeless thistle from rosette to bolting. For musk thistle, apply 1.125 pt 4.2L or 2 pt 3.87L.

### CANADA THISTLE AND PERENNIAL SOWTHISTLE: 2 pt dicamba + 1 lb ae 2,4-D, 4-6 pt 3.87L, or 2-3.25 pt 4.2L

Spring. Provides suppression only, intended as a multi-year program. Apply at bud stage. Amines cause less leaf burn and are preferred if growth is lush. Lower dicamba rates may not provide sufficient residual control into the fall, especially in wet seasons.

### CHICORY: 1 pt dicamba + 1 lb ae 2,4-D ester or amine, 3 pt 3.87L, or 1.66 pt 4.2L

Spring. Apply to early bolting and actively growing plants.

### FIELD BINDWEED: 4-6 pt 3.87L, or 2-3.25 pt 4.2L

Spring or Fall. Apply to actively growing plants.

### KNAPWEED SPECIES (Spotted): 4-6 pt 3.87L, or 2-3.25 pt 4.2L

For spotted knapweed control. Apply to actively growing plants.

**PALMER AMARANTH: 1-1.5 pt 3.87L**

Spring or Fall. Apply 1-1.5 pt/A before plants reach approximately 4 inches in height.

**POISON HEMLOCK: 1 pt dicamba + 1 lb ae 2,4-D ester**

Fall or Early Spring. Apply at fall rosette stage or to new growth in early spring.

**WILD PARSNIP: 1 pt dicamba + 1 lb ae 2,4-D ester**

Fall or Early Spring. Apply at fall rosette stage or to new growth in early spring.

---

**OVERDRIVE (diflufenzopyr + dicamba)****4-8 oz Overdrive 70DF (0.05-0.10 + 0.125-0.25 lb ae)****(\$12.10-24.15)**

Overdrive contains dicamba. Follow drift and vapor movement restrictions as for other dicamba products. A maximum of 10 oz/A can be applied per season in non-cropland sites and a maximum of 8 ounces per acre in pasture, hay, and rangeland.

Use 1 qt NIS per 100 gal or MSO at the rate of 1.5 to 2 pt/A. Do not use less than 3 gallons of spray volume per acre for ground. Minimum carrier is 2 gpa for air. Rainfast 4 hours after application. Overdrive may be tank-mixed with several labeled tank-mix partners to improve control.

Restrictions: Do not plant crops for 30 days after last application. Pasture or rangeland grass treated with Overdrive can be grazed or harvested for livestock feed immediately after application. Do not apply to newly seeded grasses or small grains.

**BIENNIAL THISTLES (MUSK, PLUMELESS, BULL): 4-8 oz**

Spring or Fall. Use rate is 4 to 8 oz/A based on weed species and maturity. Best results if applied at rosette stage. Use higher rates if plants are beginning to bolt.

**CANADA THISTLE AND PERENNIAL SOWTHISTLE: 6-8 oz**

Spring or Fall. Make spring application at early bud stage. Apply in fall before a killing frost while leaves are still green.

**FIELD BINDWEED: 4-8 oz**

Spring or Fall. Rate is 4 to 8 ounces per acre based on weed maturity.

**KNAPWEED SPECIES: 6-8 oz**

Spring or Fall. For diffuse and spotted knapweed only. Rate is 6 to 8 ounces per acre based on weed species and maturity.

**OXEYE DAISY: 6-8 oz**

Spring. Apply to actively growing weeds.

**PALMER AMARANTH: 4-8 oz**

Spring or Fall. Apply before plants reach approximately 4 inches in height.

---

**TELAR (chlorsulfuron)****0.5-2.6 oz Telar 75XP (0.023-0.12 lb ai)****(\$10.20-52.90)**

Registered for use on non-crop, right-of-way, pasture, range, and CRP. The maximum rate for pasture/range and CRP is 1.3 oz/A per year. The maximum rate for non-crop areas is 2.6 oz/A per year. Bluestem, buffalograss, green needlegrass, Indiangrass, and switchgrass may be tolerant to Telar rates up to 0.5 oz/A whereas several wheatgrass varieties, bluegrass, and smooth brome grass may be tolerant to rates up to 1 oz/A. Minimum carrier is 10 gpa. Add NIS at 0.25% v/v. May be mixed with 2,4-D, dicamba, or other labeled tank-mix partners for Canada thistle, biennial thistles, common mullein, houndstongue, and common tansy.

**Restrictions:** There are no grazing or hay harvest restrictions for rates less than 1.3 oz/A. Do not apply to water, such as lakes, streams, or areas where runoff flows into such areas.

**BIENNIAL THISTLES (MUSK, BULL, & SCOTCH): 0.5-2.6 oz**

Spring. Apply at rosette stage. Use 0.5 to 1 oz for musk thistle and 1 to 2.6 oz/A for bull and scotch thistle.

**CANADA THISTLE: 1-2.6 oz**

Spring or Fall. Apply at bud to bloom or in fall at rosette stage. Spring application preferred.

**COMMON MULLEIN & HOUNDSTONGUE: 1-2.6 oz**

Spring. Apply at rosette stage. Full coverage is very important for best results.

**COMMON TANSY: 1-2.6 oz**

Spring, early summer. Apply to actively growing plants.

**HOARY CRESS: 0.5-1 oz**

Spring or Fall. Apply at bud to bloom stage in spring or in fall at rosette stage. The low rate (0.5 oz) has been very effective in SDSU trials.

**POISON HEMLOCK: 1-2.6 oz**

Spring. Apply in spring while plants are actively growing.

**PUNCTUREVINE: 1-2.6 oz**

Preemergence or Foliar applications. SDSU results have indicated greater control from PRE compared to POST applications. For PRE applications, apply in the late fall or very early spring before spring growth. Moisture is required to activate in soil. For POST applications, add NIS (0.25% v/v) or COC (1% v/v). May be used with other selective or bare ground herbicides.

**TOADFLAX (DALMATIAN AND YELLOW): 1.5-2.6 oz**

Late summer (flowering). Fall applications may provide more consistent control. For yellow toadflax, apply a minimum of 1.5 oz/A. For Dalmatian apply 2-2.6 oz/A. Telar (1.25 oz/A) is sometimes tank-mixed with Tordon (1 qt/A) as some yellow toadflax populations may be more sensitive to Telar than Tordon (or vice versa) or Telar may be more effective at earlier timings whereas Tordon may be more effective at later timings.

**WILD PARSNIP: 1-2.6 oz**

Spring. Apply in spring while plants are actively growing.

---

**ESCORT (metsulfuron)****0.5-2 oz Escort 60XP (0.019-0.075 lb ai)****(\$1.50-8.60)**

Escort is labeled for range, pasture, CRP, rights-of-way, and non-crop areas. Metsulfuron is available in several other brand name products, including MSM 60, Patriot and Rometsol. Formulation and use may vary. Follow directions for product used. Minimum of 10 gpa carrier is suggested. Add NIS at 0.25% v/v.

Restrictions: Do not apply to lakes, streams, or areas where runoff flows into such areas. Do not apply more than 1.67 oz/A per year on pasture, range or CRP. If applying more than 1.67 oz/A, do not harvest grasses for hay or forage until at least 3 days after application. Tolerance of grass species varies; limit first time use to a small area to evaluate tolerance and check label for specific information. Bluegrass, bluestem, bromegrass, grama and timothy have shown good tolerance in SDSU studies.

**BIENNIAL THISTLES (MUSK, PLUMELESS, BULL, & SCOTCH): 0.5-2 oz**

Spring. Apply 0.5-1 oz/A at rosette to bud growth stage to control bull, musk, or plumeless thistle or 1-2 oz/A for Scotch thistle. Control in SDSU tests has been very good with metsulfuron tank-mixed with 0.5 to 1 lb/A 2,4-D. Cold, dry conditions reduce activity. Legumes will be injured. May tank-mix 1-2 pt/A 2,4-D 3.8L.

**BLACK HENBANE: 0.5-1 oz**

Spring. Apply to actively growing plants in the rosette growth stage.

**COMMON MULLEIN & HOUNDSTONGUE: 1-2 oz**

Spring. Apply at rosette stage. Full coverage is very important. Escort at 0.5 to 1 oz/A has been effective in SDSU trials.

**COMMON TANSY: 1-2 oz**

Spring, early summer. Apply to actively growing plants. Good spot treatment option. Results have been very good. May be tank-mixed with 2,4-D or dicamba.

**HOARY CRESS: 1-2 oz**

Spring. For hoary cress control in grassland. Apply to actively growing weeds at rosette stage. Low rate (1 oz/A) has been very effective in SDSU trials.

**OXEYE DAISY: 0.5-1 oz**

Spring. Apply in spring while plants are actively growing or are in flower.

**POISON HEMLOCK: 1-2 oz**

Spring. Apply 1-2 oz/A in spring while plants are actively growing.

**ST. JOHNSWORT: 1-2 oz**

Spring or Fall. Apply at the bud to bloom stage; may also be applied to fall regrowth. Results from spot treatments have been excellent. May be tank-mixed with 2,4-D, dicamba, picloram, triclopyr, and clopyralid.

**SULFUR CINQUEFOIL & CHICORY: 1-2 oz (cinquefoil), 0.33-0.5 oz (chicory)**

Spring. May be applied up to the flowering growth stage.

**TOADFLAX (DALMATIAN & YELLOW): 1.5-2 oz**

Late summer (flowering). Apply to actively growing plants. Provides suppression only. Good spot treatment option; spray to wet entire plant.

**WILD PARSNIP: 1.5-2 oz**

Spring. Apply in spring while plants are actively growing.

**CIMARRON MAX (metsulfuron + dicamba + 2,4-D)****20-5 Acres/5 oz Part A + 2.5 gal Part B (0.01-0.038 + 0.12-0.5 + 0.38-1.5 lb ae)**

Cimarron Max herbicide is a twin-pak combination. Labeled for use in pasture, rangeland, CRP and grass hay. Part A contains metsulfuron (Escort). Part B contains 1 lb dicamba (Banvel) plus 2.87 lb ae 2,4-D amine per gallon. The use ratio is 5 oz Part A to 2.5 gal of Part B to treat 5 to 20 acres. The Rate II or 10 acre rate provides equivalent of 0.5 oz Escort 60XP + 0.5 pt Banvel 4L + 1.5 pt 2,4-D 3.8L per acre. Refer to following rate table for acres treated.

<b>Cimarron Max Rate</b>	<b>Part A Rate (oz/A)</b>	<b>Part B Rate (pt/A)</b>	<b>Acres Treated with 5 oz Part A + 2.5 gal Part B</b>
Rate I	0.25	1	20A
Rate II	0.5	2	10A
Rate III	1	4	5A

Add either a NIS (0.25-0.5% v/v) or COC (1-2% v/v). Use higher adjuvant rates during dry conditions. May be applied by ground or air.

Restrictions: No restrictions or waiting period between treatment and grazing for non-lactating animals. Remove meat animals 30 days prior to slaughter. Do not graze lactating dairy within 7 days of treatment. Do not harvest hay for 37 days after treatment. Do not apply more than the equivalent of 1.66 oz/A Cimarron Max Part A per year.

**BIENNIAL THISTLES (MUSK, PLUMELESS, BULL, & SCOTCH):**

Spring, Early Summer, or Fall. Use Rate I-III for musk and Scotch thistle prior to flowering in the spring or early summer or after newly emerged plants have reached the rosette stage in the fall but before soil freezes. Use Rate II for plumeless and bull thistle. Rates are based on weed species and weeds less than 4 inches tall.

**BLACK HENBANE:**

Spring. Apply Rate II to actively growing plants in the rosette growth stage.

**CHICORY:**

Spring. Apply Rate II to actively growing plants.

**COMMON MULLEIN & HOUNDSTONGUE:**

Common mullein may be controlled at Rate I and houndstongue may be controlled at Rate III.

**COMMON TANSY:**

Common tansy may be controlled at Rate III.

**HOARY CRESS:**

Spring, Early Summer. Apply to actively growing hoary cress at Rate II with adequate soil moisture and moderate temperatures.

**OXEYE DAISY:**

Spring. Apply at Rate II to actively growing plants.

**POISON HEMLOCK:**

Fall or Spring. Apply at Rate III to fall rosettes or to new growth in early spring.

**ST. JOHNSWORT:**

Spring or Fall. Apply at Rate III at the bud to bloom stage; may also be applied to fall regrowth.

**SULFUR CINQUEFOIL:**

Spring. Apply at Rate III up to the flowering growth stage.

**WILD PARSNIP:**

Fall or Spring. Apply at Rate III to fall rosettes or to new growth in early spring.

**CIMARRON PLUS (metsulfuron + chlorsulfuron)****0.25-1.25 oz/A Cimarron Plus (0.0075-0.038 + 0.0023-0.012 lb ai)****(\$2.20-11.05)**

For use in pastures, rangeland, CRP or non-crop land adjacent to these areas. Cimarron Plus contains 48% metsulfuron + 15% chlorsulfuron. Add either a NIS (0.25-0.5% v/v) or COC (1-2% v/v). Use higher adjuvant rates during dry conditions. Minimum carrier is 10 gpa for ground applications or 3 gpa for aerial applications.

**Restrictions:** No grazing or haying restrictions.

**BIENNIAL THISTLES (MUSK, PLUMELESS, BULL, & SCOTCH):**

Spring. Apply in the spring (preferred) prior to flowering or to fall rosettes. Apply 0.25-0.375 oz/A for musk or Scotch thistle,

0.625 oz/A for plumeless thistle, or 1.25 oz/A for bull thistle. May tank mix growth regulator herbicides such as 2,4-D, dicamba, Tordon, or Remedy.

**BLACK HENBANE:**

Spring. Apply 0.625-1.25 oz/A to actively growing plants in the rosette growth stage.

**CHICORY:**

Spring. Apply 0.375-0.625 oz/A up to the flowering growth stage.

**COMMON MULLEIN & HOUNDSTONGUE:**

Spring. Apply 0.625-1.25 oz/A for common mullein or 1.25 oz/A for houndstongue. Apply at rosette stage. Full coverage is important.

**COMMON TANSY:**

Spring, early summer. Common tansy may be controlled with Cimarron Plus at 1.25 oz/A.

**HOARY CRESS:**

Spring. Apply 1.25 oz/A to actively growing plants.

**POISON HEMLOCK:**

Spring. Apply 1.25 oz/A to actively growing plants.

**ST. JOHNSWORT:**

Spring or Fall. Apply 1.25 oz/A at the bud to bloom stage; may also be applied to fall regrowth.

**SULFUR CINQUEFOIL:**

Spring. Apply 1.25 oz/A up to the flowering growth stage.

**WILD PARSNIP:**

Spring. Apply 1.25 oz/A to actively growing plants.

---

**METHOD (*aminocyclopyrachlor*)**

**8-18 oz Method 240SL (0.125-0.28 lb ae)**

**(\$22.20-49.90)**

**4-9 oz Method 50SG**

Labeled for use in non-crop, roadsides and right-of ways. Apply to actively growing weeds. Recommended minimum carrier is 10 gpa for ground or 15-25 gpa for aerial application. May add MSO at 1% v/v or NIS at 0.25% v/v.

May injure some cool-season perennial grass species such as smooth brome and wheatgrass species. Unacceptable injury of desirable turfgrasses may result with rates above 7.5-8 oz/A(SL). See label for list of turfgrass species and rates. For grasses not listed, test a small area to determine tolerance. Spring applications may slightly reduce the risk of grass injury. Stressed grass (from drought, disease, insects, etc.) may be more susceptible to injury.

**Restrictions:** Non-crop use only (do not use in areas to be grazed or hayed). May be used on unimproved turfgrass areas. Do not apply to areas where roots of desirable trees may extend unless injury or loss is acceptable. Do not apply more than 0.28 lb ai per acre per year. Do not graze or feed forage, hay, or straw from treated areas. Do not use treated plant material for mulch or compost. For areas to be converted to crops, do not plant for at least one year after application (with a field bioassay).

**BIENNIAL THISTLES (MUSK): 8-18 oz L or 4-9 oz SG**

Spring or Fall. For Musk thistle. Apply prior to flowering in the spring (May to early June) or to rosettes in the fall (September).

**CANADA THISTLE: 8-18 oz L or 4-9 oz SG**

Spring, Summer or Fall. Mainly for Canada thistle. Perennial sowthistle is currently not on the label, but would likely also be controlled. Slightly more effective if applied in spring or summer than fall.

**FIELD BINDWEED: 12-18 oz L or 6-9 oz SG**

Summer or Fall. Apply at flowering (June) or in the fall (Sept.-Oct.).

**KNAPWEED SPECIES: 8-18 oz L or 4-9 oz SG**

Spring or Fall. Effective on spotted and diffuse knapweed.

**LEAFY SPURGE: 8-18 oz L or 4-9 oz SG**

Spring or Fall. Slightly more effective if applied in spring than fall.

**POISON HEMLOCK: 12-18 oz L or 6-9 oz SG**

Spring or Fall. Apply to actively growing plants.

**SULFUR CINQUEFOIL: 12-18 oz L or 6-9 oz SG**

Spring. Apply to actively growing plants.

**TOADFLAX (DALMATIAN): 8-18 oz L or 4-9 oz SG**

Late summer (flowering) or Fall. Apply to actively growing plants.

---

**PLATEAU (imazapic)****8-12 oz Plateau, Panoramic or Imazapic 2L (0.13-0.19 lb ai)****(\$11.60-17.50)**

Plateau is an imidazolinone herbicide used in pasture, range, non-crop areas, and CRP plantings. Minimum carrier is 10 gpa for conventional ground equipment or 2 gpa for low volume equipment.

Several tree and shrub species listed on the label are known to have acceptable tolerance when applied under the canopy and/ or to the foliage. Tolerance is based upon trees with a minimum of 2 inch DBH (diameter at breast height). Some species may exhibit tip chlorosis and minor necrosis. Foliar contact on some species may increase injury, defoliation, and terminal death.

**Restrictions:** Treated areas may be grazed. Do not harvest hay for 7 days after treatment. Plateau at rates greater than 8 oz/A may suppress growth of switchgrass and cool season grass species, such as smooth brome and wheatgrass.

**FIELD BINDWEED: 8-12 oz**

Fall. Use the higher rate for dense infestations that have been established for longer periods of time. Add MSO (1.5-2 pt/A) or NIS (0.25% v/v) and a nitrogen-based liquid fertilizer such as 28% N may also be added at 2-3 pt/A.

**HOARY CRESS: 8-12 oz**

Spring. Add MSO (1.5-2 pt/A) or NIS (0.25% v/v) and a nitrogen-based liquid fertilizer such as 28% N may also be added at 2-3 pt/A.

**HOUNDSTONGUE & COMMON MULLEIN: 8-12 oz**

Spring. Apply at the rosette stage while plants are actively growing. Plateau may also partially control common mullein, although it is only registered for houndstongue control. Add MSO (1.5-2 pt/A) or NIS (0.25% v/v) and a nitrogen-based liquid fertilizer such as 28% N may also be added at 2-3 pt/A.

**LEAFY SPURGE: 8-12 oz**

Fall or Spring/Summer. Use the higher rate for dense infestations that have been established for longer periods of time. The lower rate has been used in most SDSU tests. Field plot data suggest follow-up control programs are required to prevent new infestations. Add MSO at 2 pt plus 2 pt/A 28% N. Results have been promising in SDSU tests; 70 to 90% control has been reported the year after application. Fall treatment to active growth has been more effective than spring applications. If a light frost has occurred, check for milky sap before application. A tank- mix with Detail (saflufenacil) is useful to improve control. Use 1-2 oz/A Detail plus 4-6 oz/A Plateau and apply to leafy spurge at the yellow bract stage in late spring/early summer. Do not apply tank-mix in the fall as it may result in unsatisfactory control. Use NIS at 0.25% v/v and AMS at 8.5-17 lb/100 gal. COC or MSO may be used however grass injury (necrosis, stunting) will be increased.

**POISON HEMLOCK: 8-12 oz**

Spring. Apply 12 oz/A in spring while plants are actively growing.

**PUNCTUREVINE: 8-12 oz**

Spring or early summer. Apply to actively growing plants.

**TOADFLAX (DALMATIAN): 8-12 oz**

Late summer (flowering). Label recommends 12 oz/A of Plateau plus 2 pt/A MSO for control of dalmatian toadflax. In addition to MSO, UAN or AMS may be added at 2-3 pt/A. For best results, apply to the basal growth in the fall, after the first hard frost. The plant can have the top 25% showing necrotic tissue; however, there should be green stem and leaf tissue remaining. Applications made prior to this timing will result in poor control.

---

**GARLON 4 or GARLON 4 ULTRA (triclopyr ester)****1-2 pt Garlon 4L (0.5-1 lb ae)****(\$11.40-22.80)**

For use in non-crop, roadsides and right-of-ways. Garlon is recommended for the control of unwanted woody plants and broadleaf weeds. Basal bark or cut stump treatments are most effective for woody plants.

**Restrictions:** No grazing restrictions for non-lactating animals. Do not allow lactating dairy animals to graze treated areas until the next growing season. Do not harvest hay for 14 days. Do not apply more than 2 qt/A per season on rights-of-way or areas that are grazed or harvested. May use up to 8 qt/A on grazed right-of-way areas as long as treated area is no more than 10% of total grazed area. Do not exceed 8 qt/A per year on non-crop areas. Do not apply in ditches or canals used to transport irrigation water. Do not apply where runoff water may flow onto agricultural land. May be applied to seasonally dry wetlands where surface water is not present.

**SULFUR CINQUEFOIL & CHICORY: 1-2 pt**

Spring. Apply to rosette stage.



**REMEDY ULTRA (*triclopyr ester*)****1-2 pt Remedy Ultra 4L (0.5-1 lb ae)****(\$9.90-19.80)**

Labeled for use in pasture, rangeland, fencerows, and CRP.

**Restrictions:** No grazing restrictions. Do not harvest hay for 14 days after application. Withdraw livestock from treated areas at least 3 days prior to slaughter.

**SULFUR CINQUEFOIL & CHICORY: 1-2 pt**

Spring. Apply to young plants in the rosette stage.

---

**FACET, PRIZE or QUINSTAR (*quinclorac*)****22-32 oz Facet 1.5L (0.25-0.38 lb ai)  
0.5-0.75 pt Prize or QuinStar 4L****(\$12.10-32.55)**

Labeled for use in pasture, rangeland, rights-of-way, non-crop, and CRP. Controls annual grass but does not cause permanent damage to most perennial grasses. Apply with ground or air equipment (note restrictions). Add 2 pt COC or 1-2 pt MSO; may also add 0.5 to 1 gal 28% N or 2.5 lb AMS per acre.

**Restrictions:** There are no grazing restrictions. Do not harvest hay or forage for 7 days. Follow crop rotation restrictions for fallow application. Aerial applications not allowed in Bennett, Brookings, Brown, Clay, Codington, Day, Deuel, Grant, Lincoln, Minnehaha, Moody, Roberts, Todd, Turner, Union, or Yankton counties.

**FIELD BINDWEED: 22-32 oz Facet or 0.5-0.75 pt 4L**

Fall. Primarily for field bindweed. Also suppresses leafy spurge and perennial thistle. Most effective if applied in fall to regrowth at least 4 inches long. Make follow-up applications the next year if necessary. Apply to active weed growth. Use higher rate for dense populations or large weeds.

---

**GLYPHOSATE PRODUCTS****0.38-3 lb ae glyphosate****(\$1.90-28.15)**

Can be used in pasture, rangeland, CRP, right-of-way, and non-crop. Individual labels may vary. Can be used for spot treatment, wiper applications, or pasture renovation. Controls many annual and perennial plants. Rates are 11 oz to 3.3 qt (0.38-3.7 lb ae) of 4.5 lb ae glyphosate per acre. Adjust rates for other formulations.

Rates of 0.38-0.75 lb ae are used for most annual weeds; most perennials require 1.5-3 lb ae per acre. Perennial grasses to be controlled in renovation programs require 1.5-2.25 lb ae for most situations. Retreatment may be required for tolerant species. Spot treatment can be used in bluegrass, brome, orchardgrass, wheatgrass, alfalfa and clover. Minimum carrier is 3 gpa.

**Restrictions:** Will kill or severely injure all green vegetation contacted by the herbicide. Avoid spray contact on bark of young trees.

Pasture renovation: No restrictions with rates of 2.25 lb ae/A or less (consult individual product label). With rates above 2.25 lb ae/A, remove livestock before application and do not harvest or graze livestock for 8 weeks.

Refer to the glyphosate formulation table below to determine product rate for other formulations.

**GLYPHOSATE PRODUCTS – Equivalent Rates**

Formulation	Amount of Product for lb ae			
	0.38 ae	0.75 ae	1.5 ae	3 ae
3 lb ae (4 lb ai)	16 oz	32 oz	64 oz	128 oz
4 lb ae (5.4 lb ai)	12 oz	24 oz	48 oz	96 oz
4.5 lb ae (5.5 lb ai)	11 oz	21 oz	43 oz	85 oz

# SHELTERBELTS

## (Does not include fruit trees)

---

### GLYPHOSATE PRODUCTS

#### 2-4 qt glyphosate 3 lb ae (1.5-3 lb ae)

(\$4.90-28.15)

Glyphosate is formulated in different salts and different concentrations. Rates for formulations are listed according to acid equivalent content. Check specific product labeling. Roundup Pro labeling includes tree plantings and non-crop sites. Other products limit use to trees and non-crop areas associated with agricultural sites. Product concentration also varies.

Glyphosate is a nonselective, foliar, translocated herbicide. There is no soil residual activity.

**Restrictions:** Avoid spray or drift contact on green leaves, stems, or new bark. Note other label precautions.

Spring or fall. Apply when weeds are actively growing and at boot or bud to bloom stage. Fall application is more effective than spring. Canada thistle is reduced 75 to 85%; field bindweed 50 to 75%. Field bindweed control is more variable. Apply in 10 to 40 gpa carrier. Rates are 3 qt for Canada thistle, and 4 qt of 3L ae/A for field bindweed. Adjust rates for other formulations.

#### **BURDOCK:**

Spring or Fall. Apply while burdock is in the rosette stage and actively growing.

---

### 2,4-D AMINE

#### 1-1.5 lb ae 2,4-D

(\$4.45-9.60)

Spring or fall. Selective, translocated herbicide for broadleaf weeds. This herbicide is useful to reduce stands of perennial weeds including absinth wormwood, biennial thistles, burdock, field bindweed, Canada thistle, perennial sowthistle, common mullein, houndstongue, knapweeds, puncturevine, sulfur cinquefoil, chicory or leafy spurge. Labeling is for non-crop areas; tree uses are not listed. Apply when weeds are actively growing and at bud stage. Requires retreatment in fall. Apply 1 to 1.5 lb ae 2,4-D amine/A. Suggested carrier is 40 gpa. Use no more than 20 psi pressure to produce coarse droplets and reduce risk of drift. Spray when it's calm and expected high temperature is below 75°F.

**Restrictions:** Very small amounts of herbicide from vapor or droplet drift can seriously damage or kill deciduous trees. Some leaf burn may be noted. Conifers are somewhat less sensitive, especially when not actively growing. Avoid heavy application over tree root zone. Suggested use is limited to special situations where risk of exposure to trees can be assumed. Labelers will not be responsible for damage to trees.

---

### PLATEAU (*imazapic*)

#### 8-12 oz Plateau 2L (0.12-0.19 lb ai)

(\$11.60-17.50)

Preemergence and foliar applications. Labeled for use in approved brush and tree species. Not intended for use on nursery, orchard, ornamental plantings, new plantings, or seedling trees. Plateau controls bull thistle, musk thistle, houndstongue, field bindweed, hoary cress, leafy spurge, puncturevine, and Dalmatian toadflax.

Early post-emergence suggested for most weeds; however, there is residual activity for preemergence effect. Always add (MSO) at 1.5 to 2 pt when using less than 30 gpa carrier. For carrier over 30 gpa, use MSO or COC at 1 gal/100 gal. UAN or AMS may also be added at 2-3 pt/A. NIS may be used in place of seed oil in some situations to reduce grass injury, but weed control may also decline. Apply Plateau as a directed spray below the foliage for best selectivity. Some chlorosis may be noted. Plateau may be mixed with Pendulum or other herbicides approved for use.

**Restrictions:** Suggest use on a limited basis to determine tolerance. Labeled species for directed application include green ash, boxelder, red cedar, cottonwood, hackberry, juniper, locust, sugar maple, oak, white pine, serviceberry, and walnut. Several tree and shrub species listed on the label are known to have acceptable tolerance when applied under the canopy and/or to the foliage. Tolerance is based upon trees with a minimum of 2 inch DBH (diameter at breast height). Some species may exhibit tip chlorosis and minor necrosis. Foliar contact on some species may increase injury, defoliation, and terminal death.

---

### STINGER or TRANSLINE (*clopyralid*)

#### 0.25-0.66 pt Stinger or Transline 3L (0.09-0.25 lb ae)

(\$5.30-14.05)

Foliar applications. Labeled for over-the-top application on certain species of Christmas tree plantings, including Douglas, Fraser, grand, balsam and noble fir; blue spruce; and lodgepole, Ponderosa, and white pine. Useful to control emerged

broadleaves such as bull thistle, musk thistle, burdock, Canada thistle, knapweeds, and oxeye daisy. Very effective on Canada thistle. Use the high rate for perennials. Maximum for blue spruce is 0.5 pt/A. Reports indicate good tree tolerance. Do not apply to first-year transplants. Do not use additives.

# AQUATIC

---

## AQUATIC GLYPHOSATE PRODUCT (*glyphosate*)

### 4-6 pt aquatic glyphosate 4L (2-3 lb ae)

(\$20.60-30.95)

Aquatic glyphosate is available in several products that are approved for use on aquatic sites. Examples of products include Rodeo, AquaMaster, AquaNeat, Cinco, and several others. Glyphosate is a non-selective, translocated, foliage-applied herbicide, both grasses and broadleaf plants are affected.

Aquatic glyphosate is approved for aquatic uses in lakes, streams, ponds, irrigation ditches, and reservoirs. Limit treatment to individual plants if possible. Rates for aquatic and non-crop site weeds are based on specific weeds species on the label. Use water carrier rate of 3-40 gpa. Use NIS (2 qt/100 gal) approved for aquatic use. Use a 1.5% solution (4 T/gal) for hand-held equipment.

**Restrictions:** Do not apply within ½ mile upstream of a potable water intake, in moving water, or within a half mile of a potable water intake in streams, ponds, or reservoirs. Allow a minimum of 7 days after treatment before reintroducing water if applying in dry ditches. There is no restriction on the use of treated water for irrigation, recreation, or domestic purposes.

### EURASIAN COMMON REED (PHRAGMITES): 4-6 pt

Summer: For suppression only. Apply in late summer or fall when the plants are actively growing and in full bloom. Complete coverage is important. If old residue is inhibiting coverage, reapplication may be necessary. Visual control symptoms may be slow to develop. For hand-held sprayers, use 0.75% solution in water.

### GIANT KNOTWEED:

Stem injection: Inject 5 ml of the glyphosate product into stems between the second and third internodes above the ground.

Cut stem: Cut stems just below the second or third node above the ground. Immediately apply 0.36 fl oz (10 ml) of a 50% solution of the glyphosate product and water into the “well” or the exposed internode. Do not apply more than 8 qt/A, which would be about 1,500 stems if using the 50% solution. Remove the cut giant knotweed stems so that they do not develop roots and grow.

### PURPLE LOOSESTRIFE: 4 pt

Summer or fall: Apply to actively growing plants at full to late flower. Apply as a broadcast treatment at 4 pt/A or as a spot treatment using hand-held equipment with a 1% aquatic glyphosate solution (1 gal/100 gal or 3 tablespoons/ gal) to thoroughly wet foliage. Late summer or fall treatments are best. Apply before killing frost. Rate is minimum required for 65 to 85% control. This plant is a perennial capable of producing new shoots from buds in the crown areas. Wild types also produce seed. Individual plants can be dug if all small crown pieces are removed. The plant is especially aggressive in wetlands.

---

## 2,4-D

### 1-2 lb ae 2,4-D

(\$4.45-12.75)

Certain products are labeled for aquatic sites, including areas around marshes, ponds, irrigation ditches, streams, and lakes. Some products are labeled for aerial application in aquatic sites. Check labels for correct labeling.

See 2,4-D table in this guide for more information. Do not apply to more than ⅓ to ½ of a lake or pond in any one month because excessive decaying vegetation may deplete oxygen control in water and kill fish. Do not contaminate water used for irrigation or domestic purposes. Useful for controlling Canada thistle, perennial sow thistle, leafy spurge, or other broadleaf weeds.

---

## IMAZAPYR PRODUCTS (*imazapyr*)

### 1-6 pt Habitat, Ecomazapyr or Polaris 2L (0.25-1.5 lb ai)

(\$8.70-86.42)

Habitat is an aqueous solution to be mixed with water and surfactant approved for aquatic use. Applications of 1 to 6 pt/A may only be made to control undesirable emergent and floating aquatic vegetation in or around standing and flowing water, including estuarine and marine sites. Rates are based on aquatic weed species on the label.

Applications may be made to private waters that are still, such as ponds, lakes, and drainage ditches where there is minimal or no outflow to public waters. Applications may be made to public waters such as ponds, lakes, reservoirs, marshes, drainage ditches, canals, streams, rivers, and other slow-moving or quiescent bodies of water.

**Restrictions:** Do not apply more than 6 pt/A per year. Aerial application is restricted to helicopter only. May be applied to surface water, but do not apply directly to water within ½ mile upstream of an active potable water intake in flowing water or within ½ mile of an active potable water intake in a standing body of water such as lakes, ponds, or reservoirs. Habitat can only be applied by federal or state government entities or applicators who are licensed or certified applicators making applications under a program sponsored by federal or state government entities. There are no restrictions on livestock consumption of water from a treated area. Polaris has no grazing restrictions; allow 7 days after application to cut for hay.

**EURASIAN COMMON REED (PHRAGMITES): 4-6 pt**

Summer: Apply to actively growing foliage after full leaf elongation. Full spray coverage is important. If old plant residue is inhibiting herbicide interception, consider removing this residue by mowing or burning and wait for approximately 5 foot tall regrowth before applying the herbicide. Apply with an adjuvant such as NIS (0.25% v/v), MSO (1.5-2 pt/A or 1% v/v), or silicone-based surfactant. Be sure to use adjuvants approved for aquatic use.

**FLOWERING RUSH: 2-3 pt**

Apply to actively growing plants.

**POISON HEMLOCK: 2 pt**

Apply preemergence or early postemergence up to the rosette stage before flowering. Add 1 qt MSO.

**PURPLE LOOSESTRIFE: 1 pt**

Apply to actively growing foliage of purple loosestrife in and around standing and flowing water, including estuarine and marine sites. Apply with an adjuvant such as NIS (0.25% v/v), MSO (1.5-2 pt/A or 1% v/v), or silicone-based surfactant. Be sure to use adjuvants approved for aquatic use.

**SALT CEDAR (TAMARIX SPECIES): 2 qt**

Foliar: For aerial application (helicopter only), apply 2 qt/A + 0.25% v/v NIS to actively growing foliage during flowering.

For spot spraying use 1% solution + 0.25% v/v NIS and spray to wet foliage. Wait at least 2 years after application before disturbing treated saltcedar. Earlier disturbance can reduce overall control. Can also be applied as cut stump, cut stem, and frill or girdle treatments.

**WILD PARSNIP: 2 pt**

Apply preemergence or early postemergence up to the rosette stage before flowering. Add 1 qt MSO.

---

**VASTLAN (*triclopyr*)****2.25-6 qt Vastlan (2.25-6 lb ae)****(\$56.05-157.50)**

Vastlan may be used to treat non-irrigation ditch banks, seasonally dry wetlands (including flood plains, deltas, marshes, swamps, or bogs, and transition areas between upland and lowland sites. Minimize overspray to open water when applying to banks or shorelines of moving water sites. NIS is recommended for all foliar applications. Minimum carrier is 50 gallons for ground.

**Restrictions:** Do not apply directly to un-impounded rivers or streams. Do not apply where runoff water may flow onto agricultural land. Do not apply in ditches or canals used to transport irrigation water or that will be used for irrigation within 4 months.

**EURASIAN COMMON REED (PHRAGMITES): 2.25 qt**

Apply in the early stage of growth (0.5-3 ft tall) prior to seed head development. Increased control requires another application the following year to regrowth. For backpack applications use a spray mixture of 0.75%-1.25% Vastlan.

**PURPLE LOOSESTRIFE: 4.5-6 qt**

Apply from bud to mid-flowering stage. Increased control requires another application the following year to regrowth.

**SALT CEDAR (TAMARIX SPECIES):**

Cut Stump: Apply undiluted solution to freshly cut stumps. Control may decline during periods of moisture stress. Cut stumps should be treated immediately (less than 1 hour) after cutting. Coverage is essential for root kill.

## 2,4-D LABEL RESTRICTIONS and NONCROP LABELING

PRODUCT: SD Registration or by Labeler	EPA Reg. #	2,4-D Acid Equiv.	Lbs. acid/gal	Non-crop	Right-of- Way	Aerial Application	Aquatic
<b>Winfield United (1387)</b>							
Shredder Amine 4	1381-103	39.3%	3.8	Y	Y	Y	Y
Rugged	1381-247	----	3.49	Y	Y	Y	Y
Shredder E-99	1381-195	60.1%	6.0	Y	Y	Y	N
<b>Albaugh (42750)</b>							
AgriStar 2,4-D Amine 4	42750-19	38.9%	3.8	Y	Y	Y	Y
AgriStar 2,4-D LV 4	42750-15	42.5%	3.8	Y	Y	Y	N
AgriStar 2,4-D LV 6	42750-20	57.4%	5.5	Y	Y	Y	N
<b>Helena Chemical Co. (5905)</b>							
Barrage H. F. (ester)	5905-529	51.8%	4.7	Y	Y	Y	N
Opti-Amine/Weed Rhap A-4D	5905-501	38.8%	3.8	Y	Y	Y	Y
Hardball	5905-549	19.6%	1.7	Y	Y	Y	Y
Unison	5905-542	19.6%	1.7	N	Y	N	Y
<b>NuFarm America's &amp; NuFarm Turf and Specialty (71368)</b>							
Weedar 64	71368-1	38.9%	3.8	Y	Y	Y	Y
Weedone 638	71368-3	30.8%	2.8	Y	Y	Y	N
Weedone LV4 EC	228-139-71368	44.6%	3.8	Y	Y	Y	N
Weedone LV4 Solventless	71368-14	41.5%	3.8	Y	Y	Y	N
Weedone LV6 EC	71368-11	57.9%	5.5	Y	Y	Y	N
WEEDestroy AM-40 Amine Salt	228-145	39.3%	3.8	Y	Y	Y	Y
Turret Solventless	228-95-71368	57.9%	5.5	Y	Y	N	N
<b>PBI Gordon (2217)</b>							
Hi-Dep Broadleaf Herbicide	2217-703	38.6%	3.8	Y	Y	Y	N
<b>TenKoz (55467)</b>							
Amine 4 2,4-D Herbicide	42750-19-55467	38.9%	3.8	Y	Y	Y	Y
Lo-Vol 4	42750-15-55467	42.5%	3.8	Y	Y	Y	N
Lo-Vol 6	42750-20-55467	57.5%	5.5	Y	Y	Y	N
<b>Loveland Chemical (34704)</b>							
Clean Amine/Amine 4 2,4-D	34704-120	38.6%	3.74	Y	Y	Y	Y
Low Vol 4 Ester	34704-124	43.4%	3.8	Y	N	Y	N
Low Vol 6 Ester	34704-125	58.9%	5.6	Y	Y	Y	N
Saber	34704-803	38.7%	3.8	Y	Y	Y	N
Salvo Low Volatile Weed Killer	34704-609	54.2%	5.0	Y	Y	N	N
Savage Dry Soluble	34704-606	78.9	DS	Y	Y	Y	Y
<b>Van Diest Supply (11773)</b>							
Cornbelt 4# Amine	11773-2	38.4%	3.8	Y	Y	Y	Y
Cornbelt 4# LV Ester	11773-3	43.9%	3.8	Y	Y	Y	N
Cornbelt 6# LV Ester	11773-4	58.3%	5.6	Y	Y	Y	N
Cornbelt Salvan	11773-16	54.2%	5.0	N	N	Y	N
<b>Wilbur-Ellis (2935)</b>							
Base Camp Amine 4	71368-1-2935	38.9%	3.8	Y	Y	Y	Y
Base Camp LV 6	2935-553	57.4%	5.5	Y	Y	N	N

## Summary Site and Use Restrictions

Herbicide	Grazing Restrictions	Haying Restrictions	CRP	Pasture	Rangeland	Noncrop	Right-of-way	Aquatic Use	Aerial Application
2,4-D ester/amine	Lactating dairy-7 d Slaughter interval-3 d	7, 30 d <sup>2</sup>	Y	Y	Y	Y	Some <sup>2</sup>	Some <sup>2</sup>	Some <sup>2</sup>
Chaparral/Opensight (aminopyralid+metsulfuron)	None	None <sup>6,7</sup>	Y	Y	Y	Y <sup>2</sup>	Y <sup>2</sup>	N	Y
Cimarron Max (metsulfuron+dicamba+2,4-D)	Lactating dairy-7 d Slaughter interval-30 d	37 d	Y	Y	Y	N	N <sup>10</sup>	N	Y
Cimarron Plus (metsulfuron+chlorsulfuron)	None	None	Y	Y	Y	N	N <sup>10</sup>	N	Y
Curtail, Commando (clopyralid+2,4-D)	Lactating dairy-14 d Non-lactating dairy-none Slaughter interval-7 d <sup>3</sup>	7 d (Curtail) 30 d (Commando)	Y	Y	Y	Y	N	N	Y
Dicamba products (dicamba)	Lactating dairy: 1 pt/A-7 d 1-2 pt/A-21 d 1-2 qt/A-40 d Non-lactating dairy & beef-none Slaughter interval-30 d <sup>2</sup>	Lactating dairy: 1 pt/A-37 d 1-2 pt/A-51 d 1-2 qt/A-70 d Non-lactating dairy & beef-7 d	Y	Y	Y	Y	Some <sup>2</sup>	N	Some <sup>2</sup>
Duracor/Highnoon (aminopyralid+florpyrauxifen)	None	Duracor: see supplemental labeling <sup>6</sup>	Y	Y	Y	Y <sup>2</sup>	Y <sup>2</sup>	N	Some <sup>2</sup>
Escort (metsulfuron)	<1.66 oz-None >1.66 oz-3 d	<1.66 oz-None >1.66 oz-3 d	Y	Y	Y	Y	Y	N	Y
Facet/Quinstar (quinclorac)	None	7 d	Y	Y	Y	Y	Y	N	Y <sup>8</sup>
Garlon 4L (triclopyr)	Slaughter interval-3 d Lactating dairy-next growing season	14 d	N	N	N	Y	Y	N	Y
Glyphosate products	Spot treatment-7 or 14 d <sup>5</sup> Broadcast treatment-Up to 8 wk <sup>4</sup>	Spot treatment-7 or 14 d <sup>5</sup> Broadcast treatment-Up to 8 wk <sup>4</sup>	--	--	--	Y	Some <sup>2</sup>	Some <sup>2</sup>	Y
Rodeo (glyphosate)	---	---	--	--	--	Y	Y	Y	Y
Grazon PD3 (picloram+2,4-D amine)	Lactating dairy-7 d Other livestock-none Slaughter interval-3 d	30 d	Y	Y	Y	Y	Y	N	Y
GrazonNext HL/ForeFront HL (aminopyralid+2,4-D)	None	7 d <sup>6,7</sup>	Y	Y	Y	Y	Y	N	Y
Habitat (imazapyr)	Do not graze	Do not harvest	N	N	N	Y	Y	Y	Helicopter Only
Milestone (aminopyralid)	None	None <sup>6,7</sup>	Y	Y	Y	Y	Y	N	Y
Overdrive (dicamba+diflufenzopyr)	None	None	Y	Y	Y	Y	Y	N	Y
Plateau/Imazapic 2SL (imazapic)	None	7 d	Y	Y	Y	Y	Y	N	Y
Polaris (imazapyr)	None <sup>5</sup>	7 d <sup>5</sup>	N	Y	Y	Y	Y	Y	Helicopter Only
Remedy Ultra (triclopyr ester)	None Slaughter interval-3 d	14 d	Y	Y	Y	N	N	N	Y
Stinger (clopyralid)	None	None	Y	Y	Y	Y <sup>9</sup>	N	N	N
Transline (clopyralid)	None	None	Y	Y	Y	Y	Y	N	Y
Telar (chlorsulfuron)	<1.3 oz-None	<1.3 oz-None	Y	Y	Y	Y	Y	N	Y
Tordon/Triumph (picloram)	Lactating dairy-14 d Non-lactating dairy & beef-none <sup>1</sup> Slaughter interval-3 d <sup>3</sup>	<1 qt/A-none 1 qt/A or more-14 d	Y	Y	Y	Y	Y	N	Y
Vastlan (triclopyr)	None Slaughter interval-3 d	14 d	Y	Y	Y	Y	Y	Y	Y

<sup>1</sup> Remove livestock to untreated grass pasture for 7 days before transferring livestock to broadleaf or broadleaf-mixed pasture areas. Otherwise, urine may contain enough product to cause injury to sensitive broadleaf plants.

<sup>2</sup> Refer to specific label.

<sup>3</sup> Withdrawal not needed if 2 weeks or more time elapsed since application.

<sup>4</sup> Depending on application rate, see individual label for specific rate limits.

<sup>5</sup> Do not treat more than 1/10 of any given acre at one time with spot or wiper applications. Remove livestock before application.

<sup>6</sup> See supplemental labeling for off farm distribution/sale of hay.

<sup>7</sup> For best weed control allow 14 days before hay harvest.

<sup>8</sup> See label for restricted county list.

<sup>9</sup> Fence rows, around farm buildings, and equipment pathways.

<sup>10</sup> Right-of-ways, fencerows and farmyards adjacent to pasture, range and CRP areas.

## Spot Treatment for Noxious Weeds (Spray to Wet)

Herbicide	Leafy Spurge	Canada & P. Sow Thistle	Field Bindweed	Hoary Cress	Biennial Thistle	Wormwood Sage
<b>Amount for 1 gallon...</b>						
Tordon 22K 2L	2.5 T	2.5 T	2.5 T	2.5 T	1 t	2 t
Dicamba Product 4L	---	2.5 T	2.5 T	---	3 t	4 t
Glyphosate Product 3L	---	4 T	4 T	5 T	---	3 T
Stinger/Transline 3L	---	2 t	---	2 t	2 t	---
2,4-D 4L	4 T	3 T	3 T	4 T	3 T	3 T
Milestone	---	0.8 t	---	0.8 t	0.66 t	0.8 t
GrazonNext/ForeFront HL	---	1.4 T	---	1.4 T	1 T	1.4 T
Tordon+2,4-D	3+4 t	2+4 t	2+4 t	3+4 t	1+4 t	1+4 t
Dicamba+2,4-D	---	4+4 t	4+4 t	---	2+4 t	2+4 t
Curtail 2.38L	---	2.5 T	---	2.5 T	2 T	---
Plateau 2L	1.5 t	---	1.5 t	1.5 t	---	---
<b>Amount for 10 gallons...</b>						
Tordon 22K 2L	1.6 C	1.6 C	1.6 C	1.6 C	0.2 C	0.4 C
Dicamba Product 4L	---	1.6 C	1.6 C	---	0.6 C	0.8 C
Glyphosate Product 3L	---	2.5 C	2.5 C	3 C	---	1.9 C
Stinger/Transline 3L	---	0.4 C	---	0.4 C	0.4 C	---
2,4-D 4L	2.5 C	1.9 C	1.9 C	2.5 C	1.9 C	1.9 C
Milestone	---	2.8 T	---	2.8 T	2 T	2.8 T
GrazonNext/ForeFront HL	---	0.8 C	---	0.8 C	0.7 C	0.8 C
Tordon+2,4-D	0.6+0.8 C	0.4+0.8 C	0.4+0.8 C	0.6+0.8 C	0.2+0.8 C	0.2+0.8 C
Dicamba Product 4L+2,4-D	---	0.8+0.8 C	0.8+0.8 C	---	0.4+0.8 C	0.4+0.8 C
Curtail 2.38L	---	1.6 C	---	1.6 C	1.2 C	---
Plateau 2L	0.3 C	---	0.3 C	0.3 C	---	---

Select product based on labeling for the site or crop.

t = teaspoon

T = Tablespoon

C = Cup

1 tablespoon = 15 ml

1 fl oz = 2 Tablespoons

1 fl oz = 6 teaspoons

8 fl oz = 1 cup

1 fl oz = 30 ml



# CHEMICAL, PHYSICAL and SAFETY CHARACTERISTICS of HERBICIDES

Properties of the most commonly used herbicides to control noxious weeds are listed in the table below. Formulation and other local conditions will affect values for most properties. Solubility is affected by formulation, temperature and soil pH.

Half-life refers to the days required for the herbicide level in the soil to be reduced to half the original amount applied. Rainfall, temperature, and soil pH are important factors affecting half-life.

Toxicity for oral ingestion and dermal exposure are expressed as the quantity required for a lethal dose for 50% of a population. The LD50 value may be multiplied by .003 to determine ounces of active ingredient that would be lethal for half a population of 180 lb subjects.

Leaching (LE) rating refers to risk of herbicide movement through the soil profile into groundwater. Chemical properties of the herbicide, soil properties and rainfall are important factors affecting leaching potential.

Herbicide movement in runoff solution (SL) is a rating for risk of movement in surface water. Rainfall amount and intensity, soil properties, surface characteristics, and herbicide rate are important variables affecting runoff solution.

Special safety equipment is based on label statements. All herbicides should be handled according to label safety guidelines using equipment and precautions that minimize risk of exposure.

Herbicide	Solubility (ppm)	Half Life (days)	Surface and Groundwater Risk		LD50 (mg/kg)	
			Leaching (LE)	Runoff Sol. (SL)	Oral	Dermal
Tordon 22K ( <i>picloram</i> )	200,000	90	High	High	8200	>2000
Milestone ( <i>aminopyralid</i> )	2,480	35	Low	Low	>5000	>5000
2,4-D ester	8	7	Low	Low	375	800
2,4-D amine	796,000	10	Low	Low	375	800
Dicamba products ( <i>dicamba</i> )	400,000	14	Low to Medium	Low	1707	>2000
Stinger ( <i>clopyralid</i> )	300,000	30	Moderate Potential	Low	>5000	>2000
Roundup ( <i>glyphosate</i> )	400,000	47	Low	Low	4300	>940
Habitat ( <i>imazapyr</i> )	11,000	90	Low	Low	>5000	>2148
Garlon ( <i>triclopyr ester</i> )	23	46	Medium	Medium	630	2140
Escort/Ally ( <i>metsulfuron</i> )	9500	120	Moderate@high pH	Medium	>5000	>2000
Telar ( <i>chlorsulfuron</i> )	7000	160	Moderate@high pH	Medium	5545	>3400
Plateau ( <i>imazapic</i> )	2232	120	Low	Low	>5000	>5000
Data base: National Water Quality Technology Staff and other references.						

# BIOCONTROL of NOXIOUS WEEDS in SOUTH DAKOTA

Biocontrol offers another IPM tool for noxious weed control. The basic idea behind biocontrol is utilizing the weed's natural enemies as a means of weakening or killing the host plant. The natural enemies may include several options; however, insects have been the more common choice. Insects used as biological agents for noxious weeds include: 1) seed attackers; 2) gall formers; 3) defoliators; 4) sapsuckers; 5) stem miners; 6) crown and root borers; and 7) root feeders.

Biocontrol of noxious weeds may not be the best choice in all situations. If the noxious weed infestation can be controlled by a more efficient means, such as chemical control, then that should be the option of choice. Biocontrol can work well when combined with other control tactics for an integrated approach to controlling noxious weeds. There are potential economic benefits as well as advantages where environmental situations or site restrictions limit or preclude other control options.

Biocontrol usually requires at least 3 to 5 years investment for significant results. It is important to realize that a biological control program will not eradicate noxious weeds. A residual level of the weed population is to be expected even under the best conditions.

Survival of the biocontrol agent is dependent on the density of the host noxious weeds. This is a natural cycle and should be expected so a resurgence of the weed population may occur from 1) seed bank in the soil; 2) missed plants; or 3) lagging populations of the biocontrol agent.

South Dakota continues to consider the use of new biological control agents on noxious weeds. Prior to the initial release by USDA-APHIS biocontrol agents go through a rigorous testing program to ensure they are host specific for the weed targeted. USDA-APHIS and the South Dakota Department of Agriculture are involved with the initial introductions and monitoring of the releases. These release sites are monitored for a period of time to determine that the agents will establish in the state and will provide acceptable control of the target weed. Then the oversight responsibility for future collection and redistribution is typically passed on to the affected agencies. These may include county weed and pest boards, or state and federal land managing agencies.

Approved biological control agents are available through several reputable insectory businesses located in neighboring states. Prices and availability for specific biocontrol agents may vary from year to year. Many of the biological control agents released in South Dakota may be available for collection and redistribution at no cost. Please contact your county weed and pest control board for more information.

## **Common noxious weed biocontrol options in South Dakota:**

**Leafy spurge:** Several insects were evaluated as a potential biocontrol agent in South Dakota. Of these, the leafy spurge flea beetle became the agent of choice over time. Of the flea beetle group, the black leaf beetles (*Aphthona lacertosa* and *Aphthona czwalinae*) and the brown flea beetle (*Aphthona nigriscutis*) have shown the best results. This insect is quite adaptable to much of the state's diverse climate and environmental conditions. Flea beetles are sun-loving insects that prefer day sites; however, *A. lacertosa* can tolerate cooler, shadier, and wetter sites.

Another approved bioagent for leafy spurge that shows limited success is a stem boring larva (*Oberea erythrocephala*). This insect feeds on the leafy spurge leaves, bracts, and girdles the stems.

Currently, the South Dakota Department of Agriculture coordinates the redistribution program for the leafy spurge flea beetles. The county weed and pest boards is the local contact point for landowners or land managers considering the use of flea beetles in the leafy spurge management program. South Dakota landowners can collect the flea beetles, free of charge, at state supervised collection days in mid to late June. Many county weed and pest programs also have their own organized flea beetle collections as well.

**Musk thistle:** The musk thistle seed head weevil (*Rhinocyllus conicus*) was the first major biocontrol program for noxious weeds in South Dakota. Introductions were made in the late 1970's to early 1980's. Currently this seed weevil can be found throughout the state in musk thistle infestations as well as the native thistle. Further releases are not recommended. A rosette weevil (*Trichosiromus horridus*) has been released in some counties of the state and has shown some success.

**Canada thistle:** Two insect biocontrol agents currently being used in the state include a stem mining weevil (*Hadroplatus litura*) and a thistle stem gall fly (*Urophora cardui*). Damage from the developing stem mining weevil larvae to the plant comes from the mining of the thistle stem as the shoot elongates. The thistle stem gall fly adult lays eggs and when they hatch the developing larvae stimulate the plant to form a hard woody stem gall.

The gall directs the nutrients away from the plant's metabolic and reproductive functions thus affecting seed production.

**Purple loosestrife:** A leaf feeding beetle (*Galerucella californiensis* and *Galerucella pusilla*) has been introduced in wetland sites invaded by this noxious weed. The *Galerucella* species has been used in South Dakota and Nebraska in a special project coordinated by these two states. An insectary was developed to rear this biocontrol agent for use in this special project and has yielded thousands of insects that have led to the decline of purple loosestrife in the release areas. A root boring insect, *Hylobius transversovittatus*, has also been released. Larvae feed on the root hairs and mine into roots and crown affecting the plant's ability to move nutrients and water throughout the plant.

**Spotted knapweed:** The primary bioagent released for the control of spotted knapweed is the knapweed flower head weevil (*Larinus minutus*). A root boring weevil (*Cyphocleonus achates*) has also been released and an insectary is being set up by the South Dakota Department of Agriculture to rear this insect for distribution through a special weed management project involving South Dakota and Nebraska.

**Dalmatian toadflax:** A stem boring weevil (*Mecinus janthinus*) has been a successful option for controlling Dalmatian toadflax. Adult weevils feed externally on the foliage and the larvae feed on the plants vascular tissue reducing or eliminating flower and seed production.

## LEAFY SPURGE BIOAGENTS



Fig. 1 *Aphthona nigriscutis* adult (brown flea beetle)



Fig. 2 *Aphthona lacertosa* (black flea beetle)



Fig. 3 *Aphthona lacertosa* beetles on leafy spurge



Fig. 4 SD flea beetle collection/beetle trap



Fig. 5 *Oberea erythrocephala* on leafy spurge

## CANADA THISTLE BIOAGENTS



Fig. 6 *Hadroplactus litura* (Canada thistle stem mining weevil)



Fig. 7 *Hadroplactus litura* larvae and damage to Canada thistle stems




Fig. 8 *Urophora cardui* (Canada thistle gall fly and gall on Canada thistle stem)



## MUSK THISTLE BIOAGENTS



Fig. 9 *Rhinocyllus conicus* adult (musk thistle seed weevil)



Fig. 10 Left: Normal musk thistle seed head. Right: infested seed head.



Fig. 11 *Trichosivocalus horridus* adult (musk thistle Rosette weevil)




Fig. 12 Stem boring weevil (*Mecinus janthinus*) on Dalmatian toadflax





Fig. 12 Stem boring weevil (*Mecinus janthinus*) on Dalmatian toadflax

## SPOTTED Knapweed BIOAGENTS



Fig. 13 *Larinus minutus* adult (flower-head weevil) and emergence hole in a knapweed seed head.



## PURPLE LOOSESTRIFE BIOAGENTS



Fig. 14 *Galerucella* sp. defoliating beetle and rearing buckets and tents



Photo credits: USDA/ARS (Figs. 1, 2, 5, 6, 7, 8, and 11), Eric Coombs (Fig. 13).



**SOUTH DAKOTA STATE  
UNIVERSITY EXTENSION**

**SOUTH DAKOTA STATE UNIVERSITY®  
AGRONOMY, HORTICULTURE & PLANT SCIENCE DEPARTMENT**

SDSU Extension is an equal opportunity provider and employer in accordance with the nondiscrimination policies of South Dakota State University, the South Dakota Board of Regents and the United States Department of Agriculture.

Learn more at [extension.sdstate.edu](http://extension.sdstate.edu).

© 2024, South Dakota Board of Regents