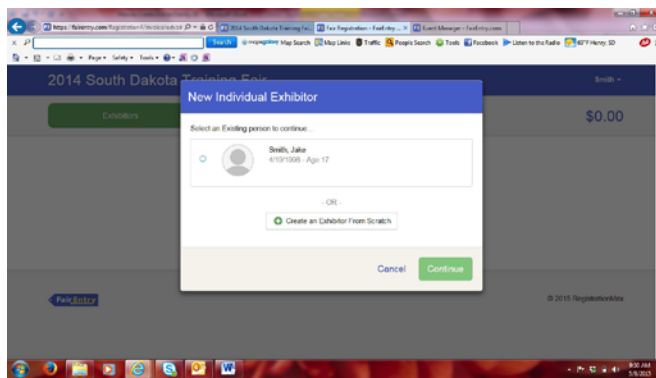


1. Go to the assigned URL to register for county and state events.

I.E. <http://daycounty.fairentry.com>
<http://sd4hstatefair.fairentry.com>

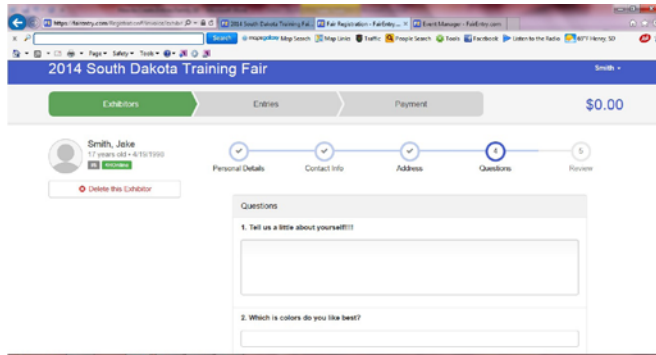
Note: You will need to go to your county URL/
 site to register for county events and use the state
 URL for state fair and state horse show to register
 for those state events.

2. Select "Sign in with 4-H Online"
3. Enter your login email address and password from 4HOnline.
4. Click "Login."
5. Click on individual.


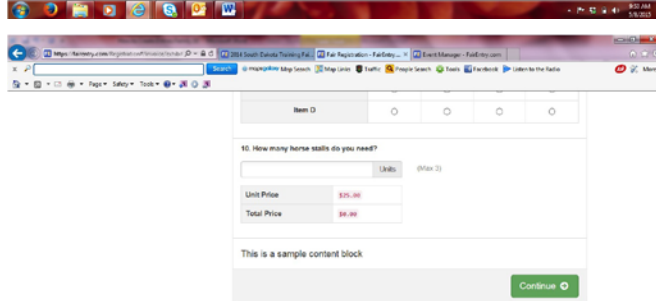


6. Select the family member you would like to register by selecting the radio button.

7. Click "Continue."

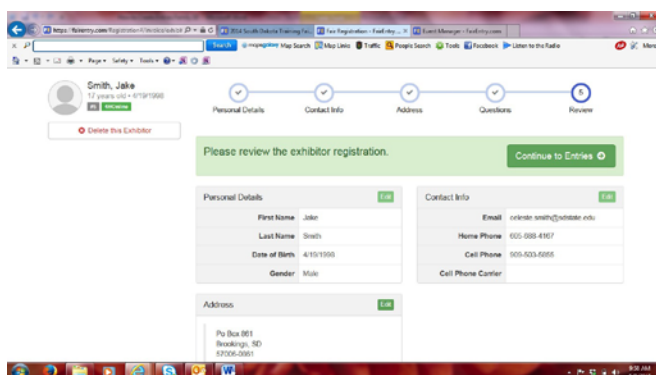


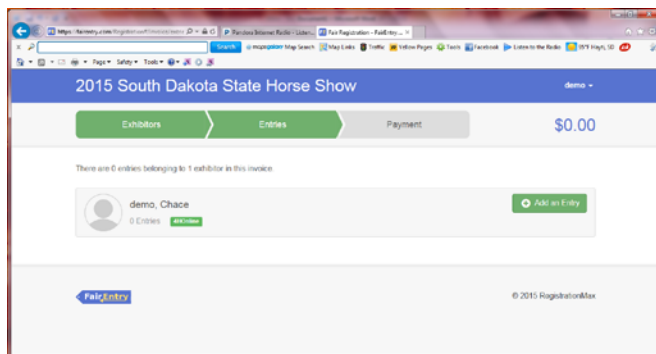
8. Answer any questions asked on #4 and click continue on the bottom of #4.



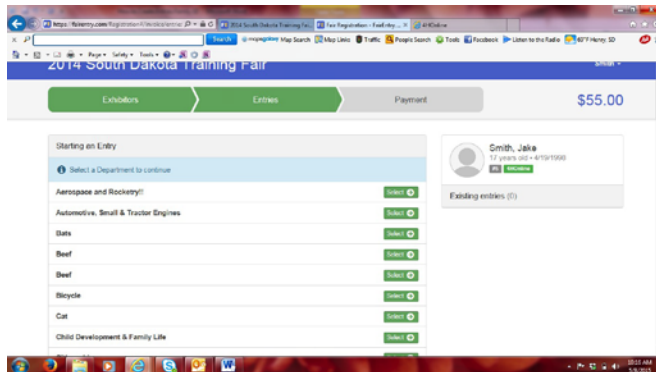
9. Review exhibitor information.

10. Click "Continue to entries".

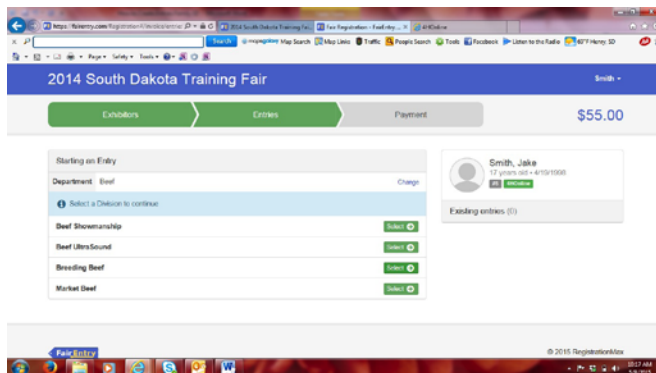




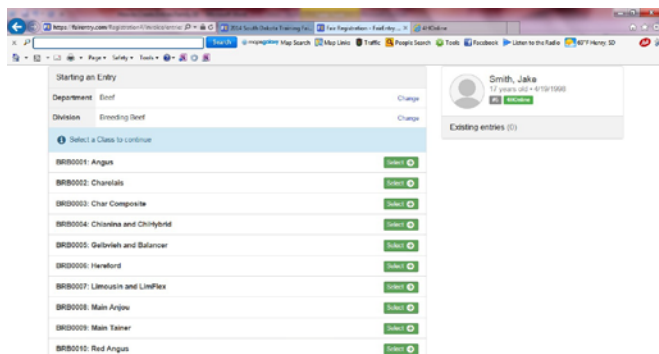
11. Click on Add an Entry



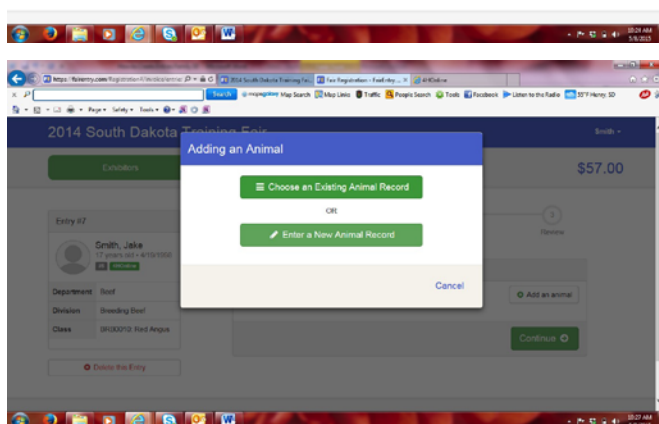
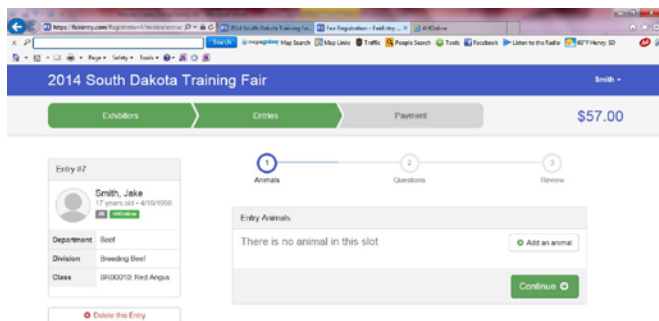
12. Select the Department you would like to register and click "Select"



13. Select division you want to enter.



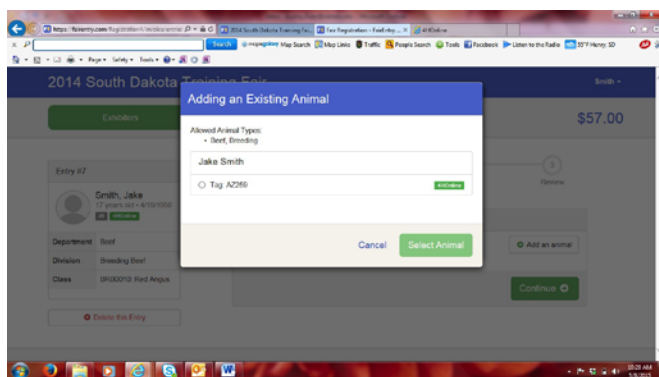
14. Select class you want to enter.



15. For animals you will need to "Add an animal" to pull your information from 4-H Online.

16. Click on "Add an animal"

17. Click on "Choose an Existing Animal Record"



18. Click the radio button next to the correct animal/ tag number you want to use for this lot.

Entry #7

Smith, Jake
17 years old - 4191555

Department: Beef
Division: Breeding Beef
Class: (B00070) Red Angus

Remove From Entry

Continue

Documents:

- Ownership Affidavit
- Breed Registration Paper (Purchased Registered Animals Only)
- Breed Registration Paper (Purchased Registered Animals Only)

Identifier (Tag): A2209

Animal Type: Beef, Breeding

Breed: Red Angus

Birthdate: 3/07/2012

Ear Tattoo Number: A2209

Registration Number of Animal (Leave Blank if Commercial):

Owned or Leased: Owned

19. Click "Select Animal"

20. Click "Continue"

Entry #7

Smith, Jake
17 years old - 4191555

Department: Beef
Division: Breeding Beef
Class: (B00070) Red Angus

Continue

Documents:

- Ownership Affidavit
- Breed Registration Paper (Purchased Registered Animals Only)
- Breed Registration Paper (Purchased Registered Animals Only)

Identifier (Tag): A2209

Animal Type: Beef, Breeding

Breed: Red Angus

Birthdate: 3/07/2012

Ear Tattoo Number: A2209

Registration Number of Animal (Leave Blank if Commercial):

Owned or Leased: Owned

21. Answer questions on #2 (if any) and click "Continue".

Entry #7

Smith, Jake
17 years old - 4191555

Department: Beef
Division: Breeding Beef
Class: (B00070) Red Angus

Continue

Documents:

- Ownership Affidavit
- Breed Registration Paper (Purchased Registered Animals Only)
- Breed Registration Paper (Purchased Registered Animals Only)

Identifier (Tag): A2209

Animal Type: Beef, Breeding

Breed: Red Angus

Birthdate: 3/07/2012

Ear Tattoo Number: A2209

Registration Number of Animal (Leave Blank if Commercial):

Owned or Leased: Owned

22. Review the information and Click "Continue"

23. You can now enter more entries for the exhibitor or register another child in your family.

2014 South Dakota Training Fair

Smith

Exhibitions

Entries

Payment \$57.00

Smith, Jake
17 years old - 4191555

What do you want to do next?

- Register another Exhibitor
- Add another Entry for this Exhibitor
- Continue to Payment

Documents:

- Ownership Affidavit
- Breed Registration Paper (Purchased Registered Animals Only)
- Breed Registration Paper (Purchased Registered Animals Only)

Identifier (Tag): A2209

Animal Type: Beef, Breeding

Breed: Red Angus

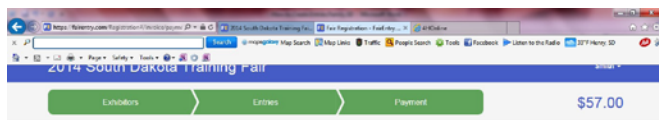
Birthdate: 3/07/2012

Ear Tattoo Number: A2209

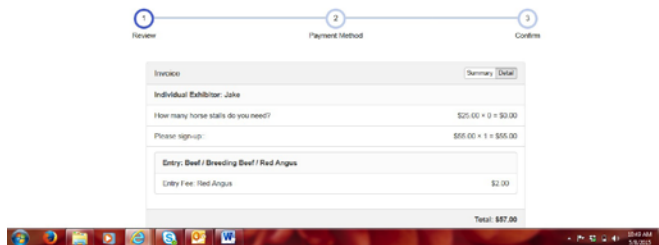
Registration Number of Animal (Leave Blank if Commercial):

Owned or Leased: Owned

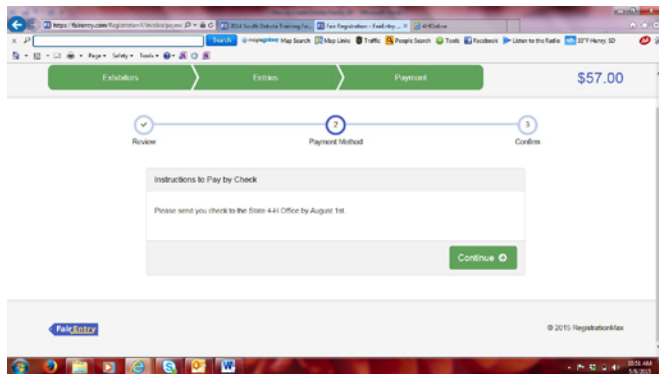
24. If you are done with all your entries, then click "Continue to Payment".



25. The invoice will have all your entries for your family and you can view them in detail by clicking on the detail button.

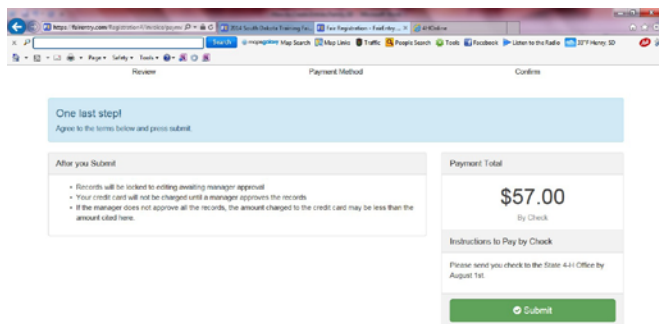


26. Click continue.

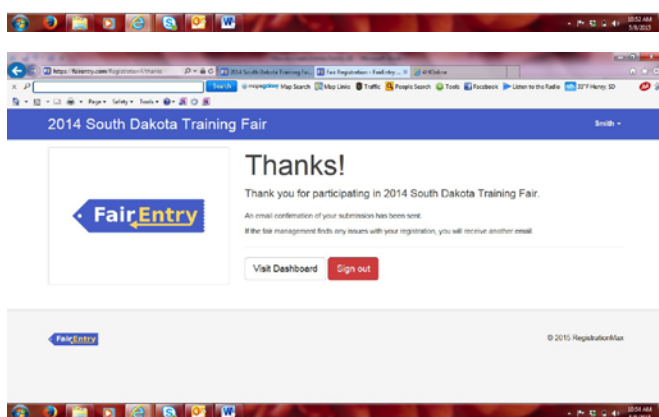


27. Review payment instructions and click continue.

Even if your county does not have any fees for your county events, you still need to click through the payment process to be able to confirm your entries at the end.



28. Your last step is to read the terms and CLICK SUBMIT.



29. Once you have submitted you can go back and view the main page or sign out.

30. You will be emailed (email used at login) an invoice that you then can print and send with your payment to the State 4-H Office by the appropriate deadline.